

UCAS

APPLYING THROUGH UCAS

For courses starting in 2026

Updated: March 2025

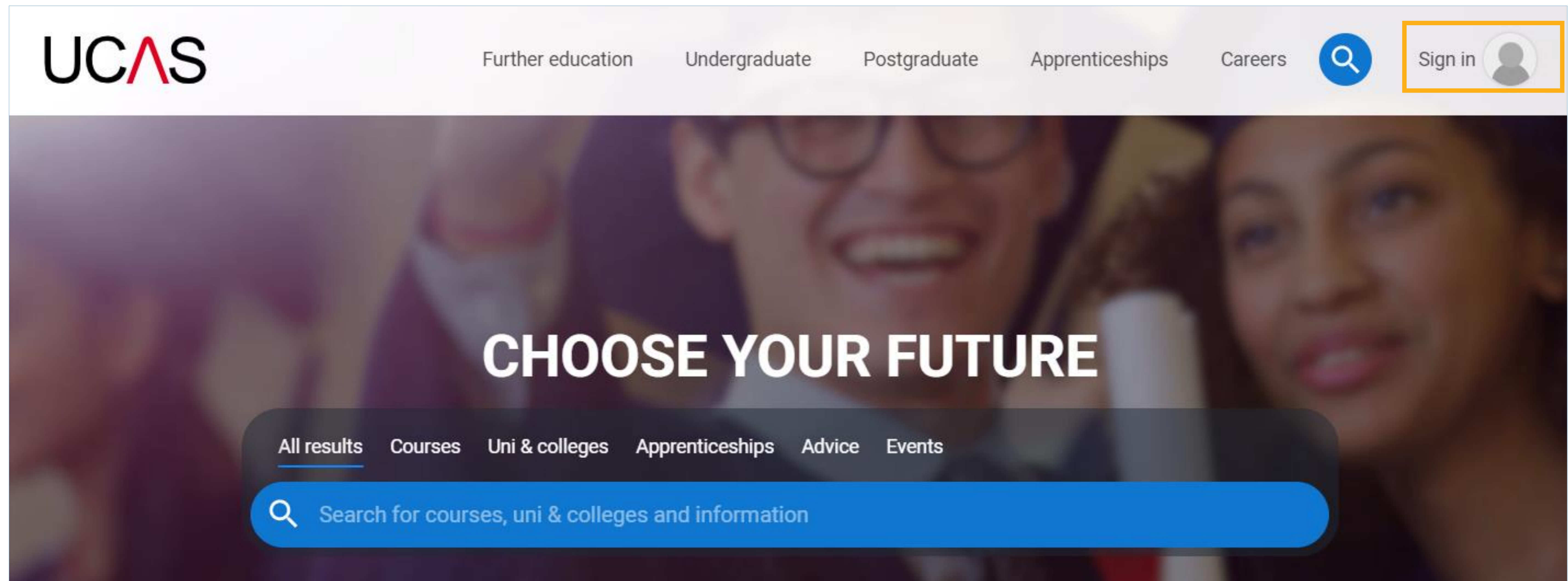


REGISTERING FOR AN ACCOUNT



REGISTERING FOR AN ACCOUNT

Head to ucas.com and select **Sign in**.

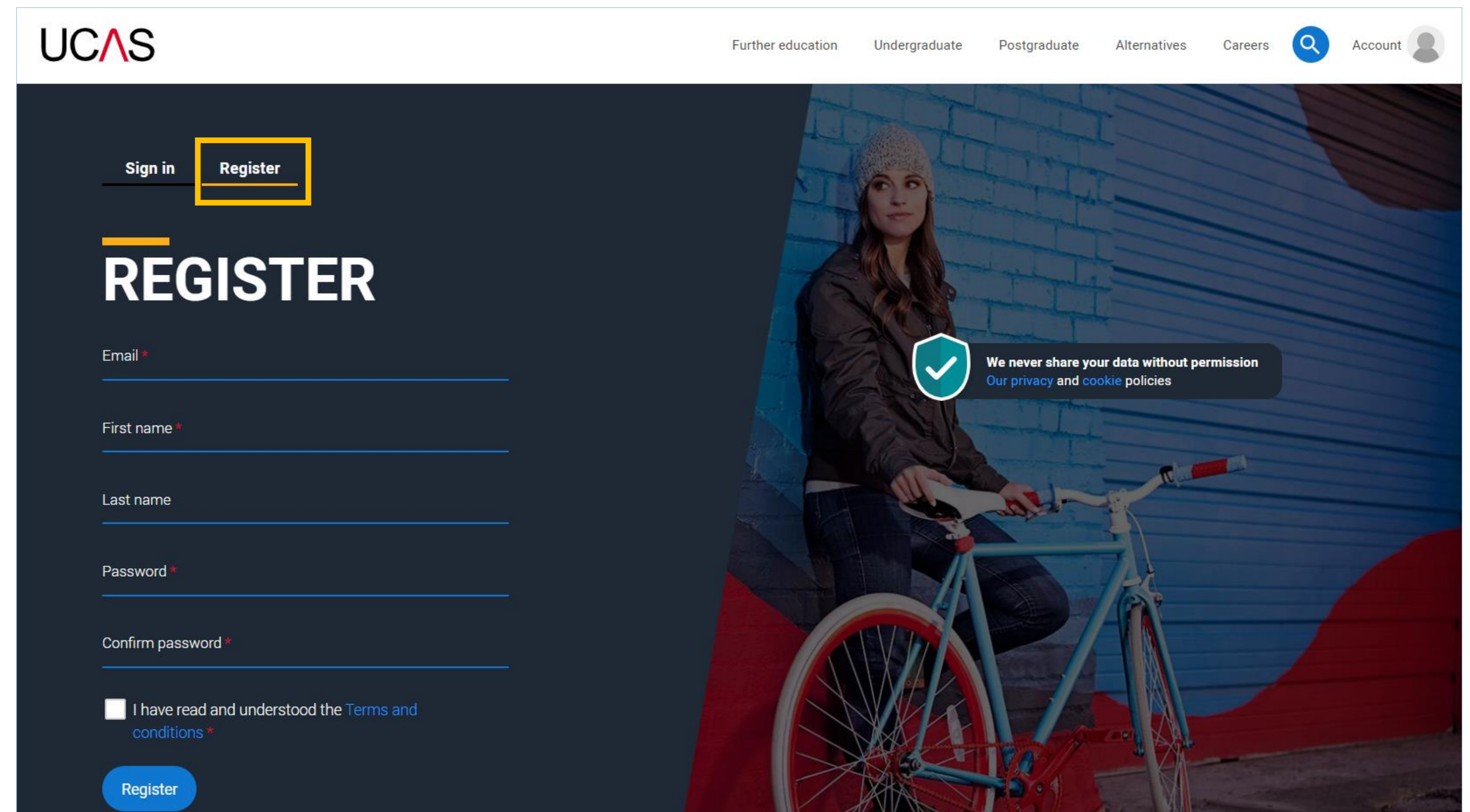


The screenshot shows the UCAS website homepage. The top navigation bar includes the UCAS logo on the left and several menu items: 'Further education', 'Undergraduate', 'Postgraduate', 'Apprenticeships', and 'Careers'. A search icon is located to the right of these items. The 'Sign in' button, which includes a user icon, is highlighted with a yellow border. Below the navigation bar is a large banner with the text 'CHOOSE YOUR FUTURE' in white. Underneath the banner is a dark navigation bar with links for 'All results', 'Courses', 'Uni & colleges', 'Apprenticeships', 'Advice', and 'Events'. At the bottom of the banner is a blue search bar with a magnifying glass icon and the placeholder text 'Search for courses, uni & colleges and information'.

REGISTERING FOR AN ACCOUNT

Complete the short form. Make sure the password is memorable.

We recommend you use a **personal email address** so you always have access to updates.



The screenshot shows the UCAS registration page. At the top left is the UCAS logo. To the right are navigation links: Further education, Undergraduate, Postgraduate, Alternatives, Careers, a search icon, and an Account icon. Below the navigation is a dark grey registration form. At the top of the form are two buttons: 'Sign in' and 'Register', with 'Register' highlighted by a yellow box. Below the buttons is the word 'REGISTER' in large white letters. The form contains several input fields: 'Email *', 'First name *', 'Last name', 'Password *', and 'Confirm password *'. Below these fields is a checkbox with the text 'I have read and understood the [Terms and conditions](#) *'. At the bottom of the form is a blue 'Register' button. On the right side of the form, there is a blue shield icon with a white checkmark and a dark grey box containing the text: 'We never share your data without permission' and 'Our [privacy](#) and [cookie policies](#)'. The background of the page features a woman in a grey beanie and jacket sitting on a light blue bicycle against a blue brick wall.

REGISTERING FOR AN ACCOUNT

We'll email you a **code** to **verify** your email address, so we know we've got the right details.

UCAS

Email verification

Hi,

You now need to verify your email address.

Please enter **647527** when prompted on the website.

This verification code will expire after 5 minutes.

Kind regards.

UCAS

VERIFY YOUR ACCOUNT

An email has been sent to you on behalf of UCAS, with a code to verify your email address. Please enter the code below.

Code *

Verify

If you have not received an email, you can [request another code](#)

REGISTERING FOR AN ACCOUNT

Once you've registered, you're ready to get started.

We'll ask you a few questions like where you live so we can tailor the information you see.

The image shows two overlapping screenshots of the UCAS registration process. The background is a dark purple gradient. The first screenshot, titled "Welcome Sam", features a blue circle with a white letter "S" and the text "Let's set up your UCAS account." Below this is a blue button labeled "Let's go". At the bottom, there is a link that says "I work for a school, college, centre, or university". The second screenshot, titled "Where do you live?", is overlaid on the right side. It includes the text "This helps us to give you the right support based on your location." and a "Country *" dropdown menu currently set to "United Kingdom". Below that is an "Address lookup *" section with a search bar containing the text "Search for an address" and a magnifying glass icon. A "Continue" button is located at the bottom right of this form. The background of the second screenshot is a colorful illustration of a city street with buildings, trees, and a river.

REGISTERING FOR AN ACCOUNT

We'll ask you a few questions about yourself; your level of study is **Undergraduate** if you're still at school/college.

You can choose to get information on apprenticeships, conservatoires, finding a job or gap years.

We also want to know when you're interested in starting a course, so that we show you relevant courses in your search results. You can change this at any time, and you can use the Hub before you are looking to apply.

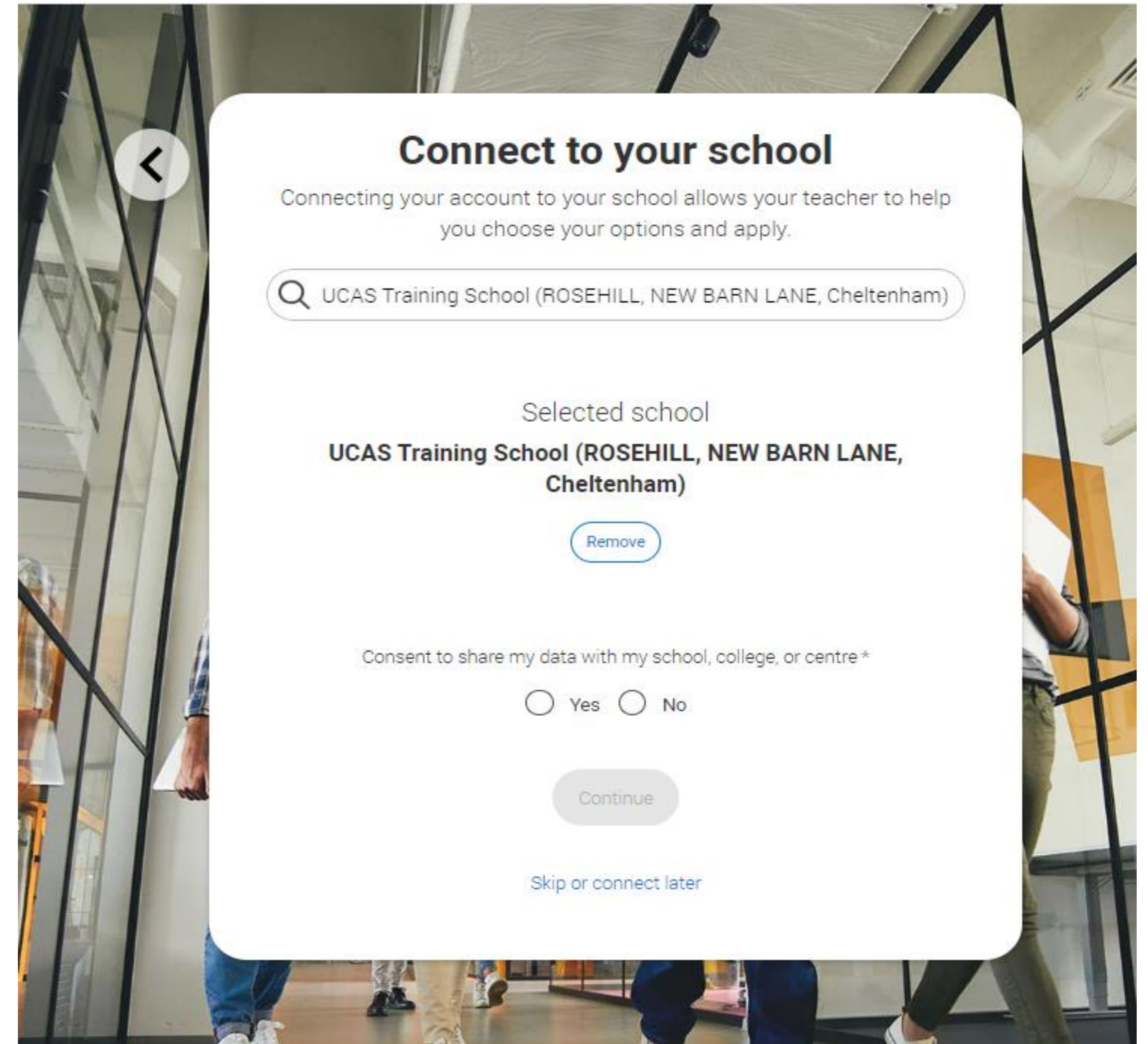
The screenshot shows a mobile-style registration form titled "More information about you". The form includes a back arrow on the left and a "Continue" button at the bottom. The questions and options are as follows:

- Date of birth ***: Three dropdown menus for day, month, and year.
- What level of study are you interested in? ***: Two buttons: "Undergraduate study" and "Postgraduate study".
- Which opportunities are you interested in?**: Four buttons: "Finding an apprenticeship", "Conservatoire study", "Gap year", and "Finding a job".
- When are you planning to start uni, a job or an apprenticeship? ***: Six buttons for the years 2023, 2024, 2025, 2026, 2027, and 2028.

REGISTERING FOR AN ACCOUNT

If you want to you can connect to your school or college. This is so UCAS can share your UCAS Hub activity with your school, college, or centre, so they can support you.

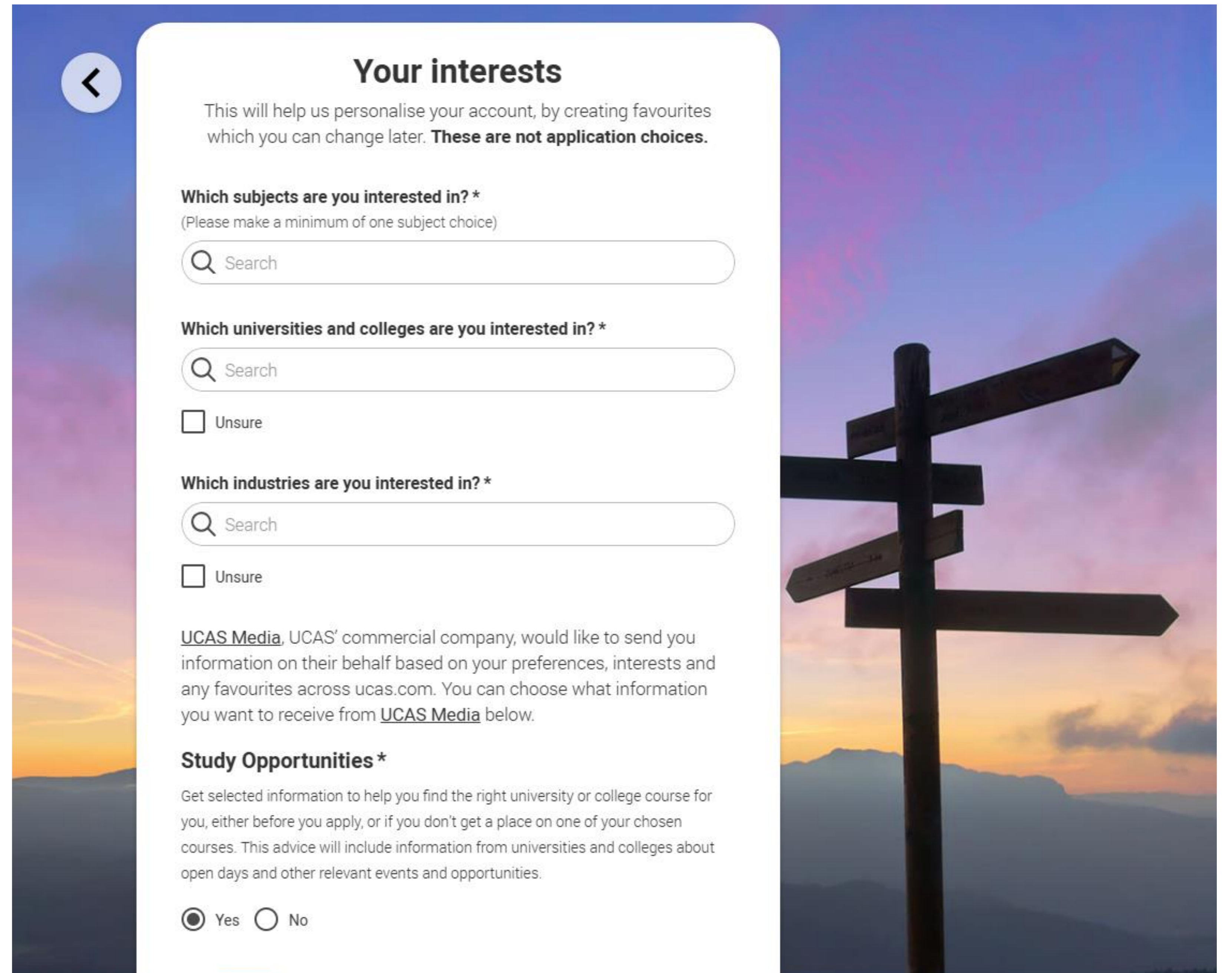
You'll also need to enter your school or college buzzword when you start your application so they can support you with applying.



REGISTERING FOR AN ACCOUNT

Choose if you want to get tailored information about uni, college and apprenticeship options.

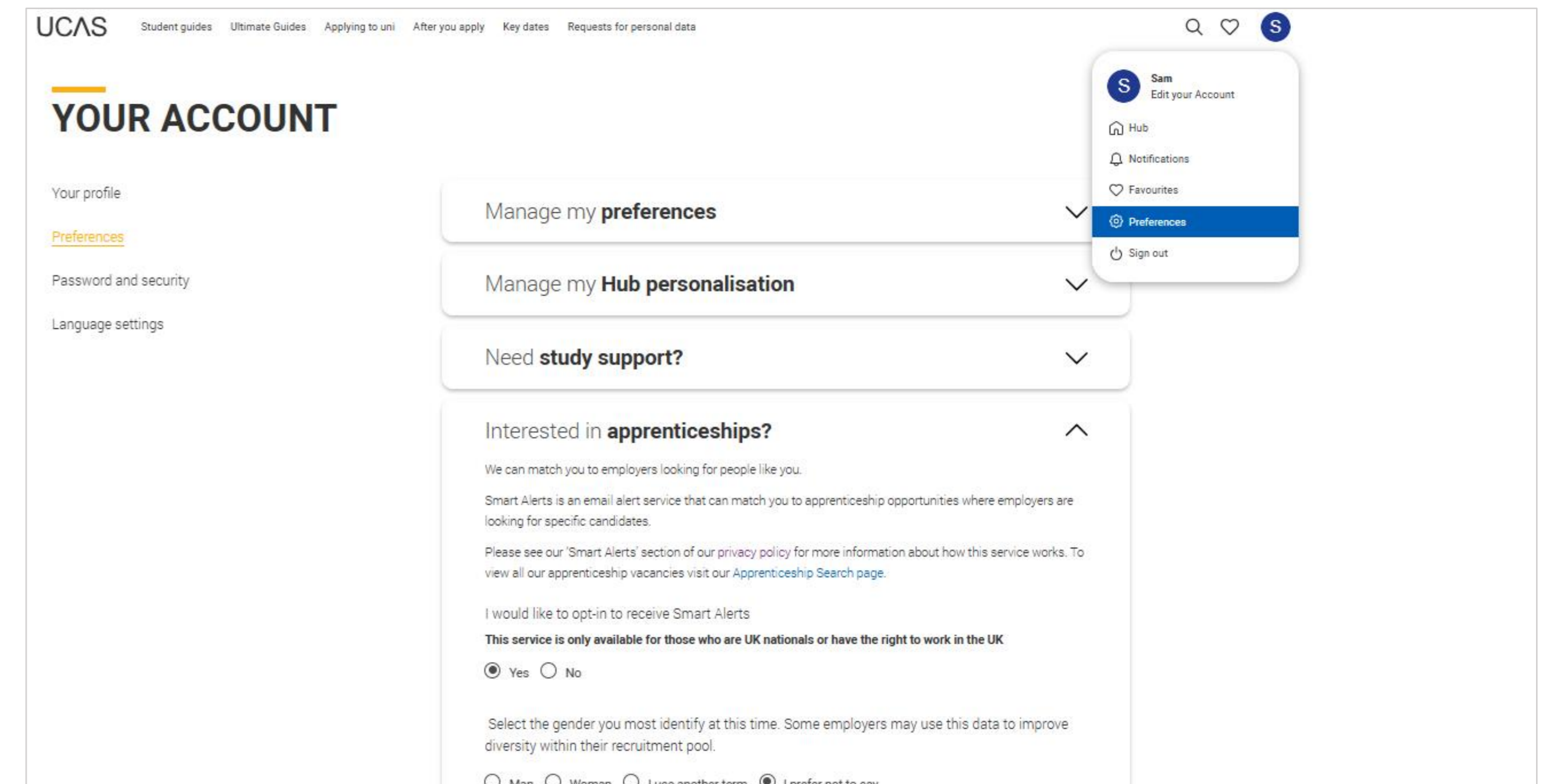
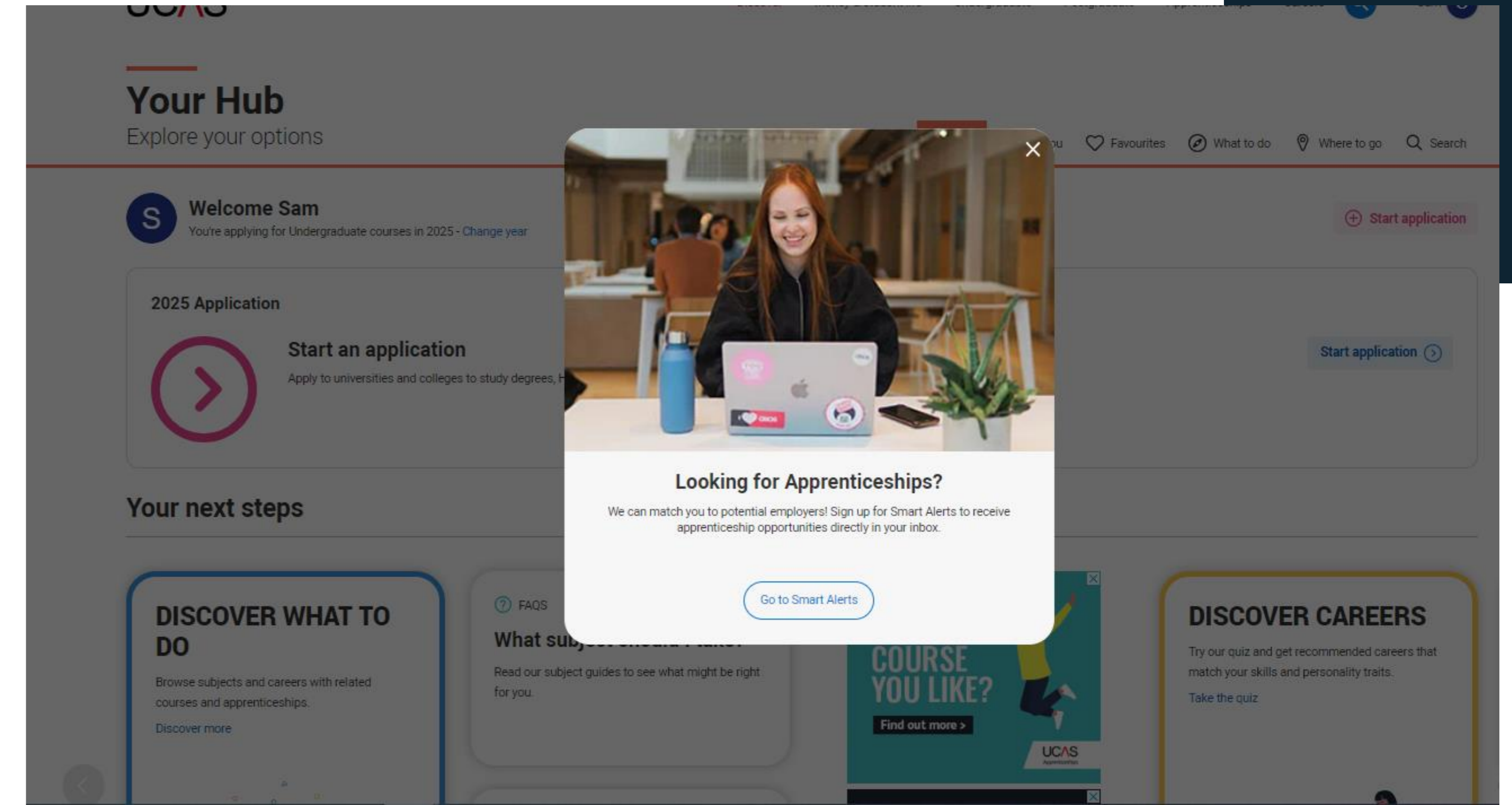
Select the **subjects, locations or industries** that you are interested in – you can change these at any time in your preferences.

A screenshot of the UCAS 'Your interests' registration form. The form is set against a background image of a wooden signpost with multiple directional arrows pointing in various directions, set against a sunset sky with mountains in the distance. The form itself is a white rounded rectangle with a blue header bar containing a back arrow icon. The title 'Your interests' is centered at the top. Below the title is a sub-header: 'This will help us personalise your account, by creating favourites which you can change later. **These are not application choices.**' There are three main sections, each with a search bar and an 'Unsure' checkbox: 1. 'Which subjects are you interested in? *' with a sub-note '(Please make a minimum of one subject choice)'. 2. 'Which universities and colleges are you interested in? *'. 3. 'Which industries are you interested in? *'. Below these sections is a privacy notice: 'UCAS Media, UCAS' commercial company, would like to send you information on their behalf based on your preferences, interests and any favourites acrossucas.com. You can choose what information you want to receive from UCAS Media below.' The final section is 'Study Opportunities *' with a description: 'Get selected information to help you find the right university or college course for you, either before you apply, or if you don't get a place on one of your chosen courses. This advice will include information from universities and colleges about open days and other relevant events and opportunities.' At the bottom of the form are two radio buttons: 'Yes' (selected) and 'No'.

LOOKING FOR AN APPRENTICESHIP

If you're interested in apprenticeship opportunities, we can match you to potential employers if you sign up to smart alerts.

You'll get these directly to your inbox. It's totally optional.



SMART ALERTS

There are a few questions to answer to make sure the information you're sent is useful.

You can update this at any time in your 'Preferences'.

How far would you want to travel for an apprenticeship role?

This will help us match you to employers in your geographical area based on how far you want to travel.

Select an option



From (Home postcode):

UCAS will use your postcode to establish your location and to determine other socio-economic criteria that employers may wish to target.

Would you be willing to relocate?

Yes No

When can you start an apprenticeship?

 /

What level of apprenticeship study are you interested in?

- Intermediate apprenticeships (Level 2)
- Advanced apprenticeships (Level 3)
- Higher apprenticeships (Level 4 - 7)
- Degree apprenticeships (Levels 6 - 7)

Find out more about apprenticeship levels in [England](#).

What apprenticeship areas of work are you interested in? (select all that apply)

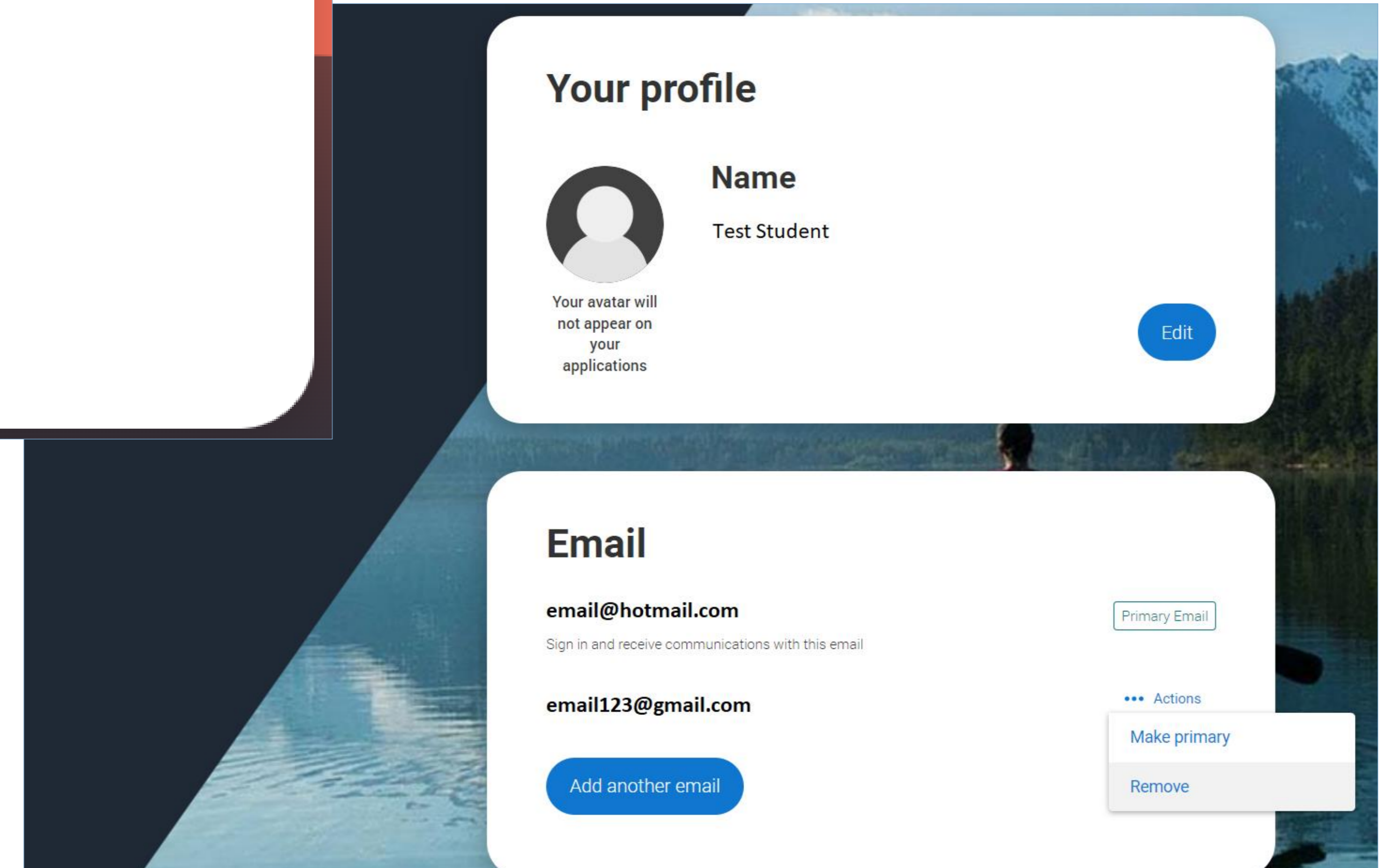
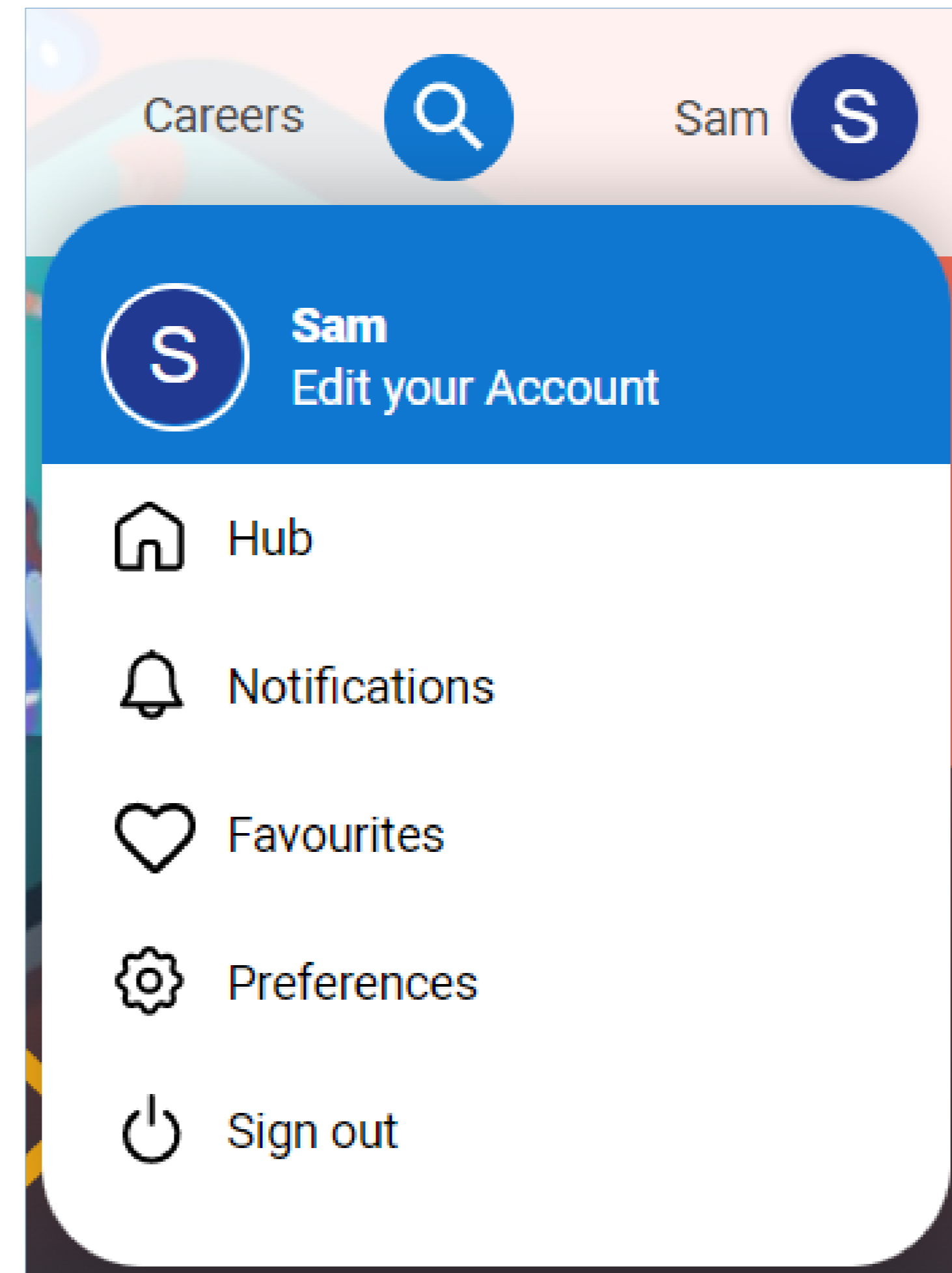
- Agriculture, environmental, and animal care
- Business and administration
- Care services

YOUR EMAIL

It's important your contact details are kept up to date throughout your application.

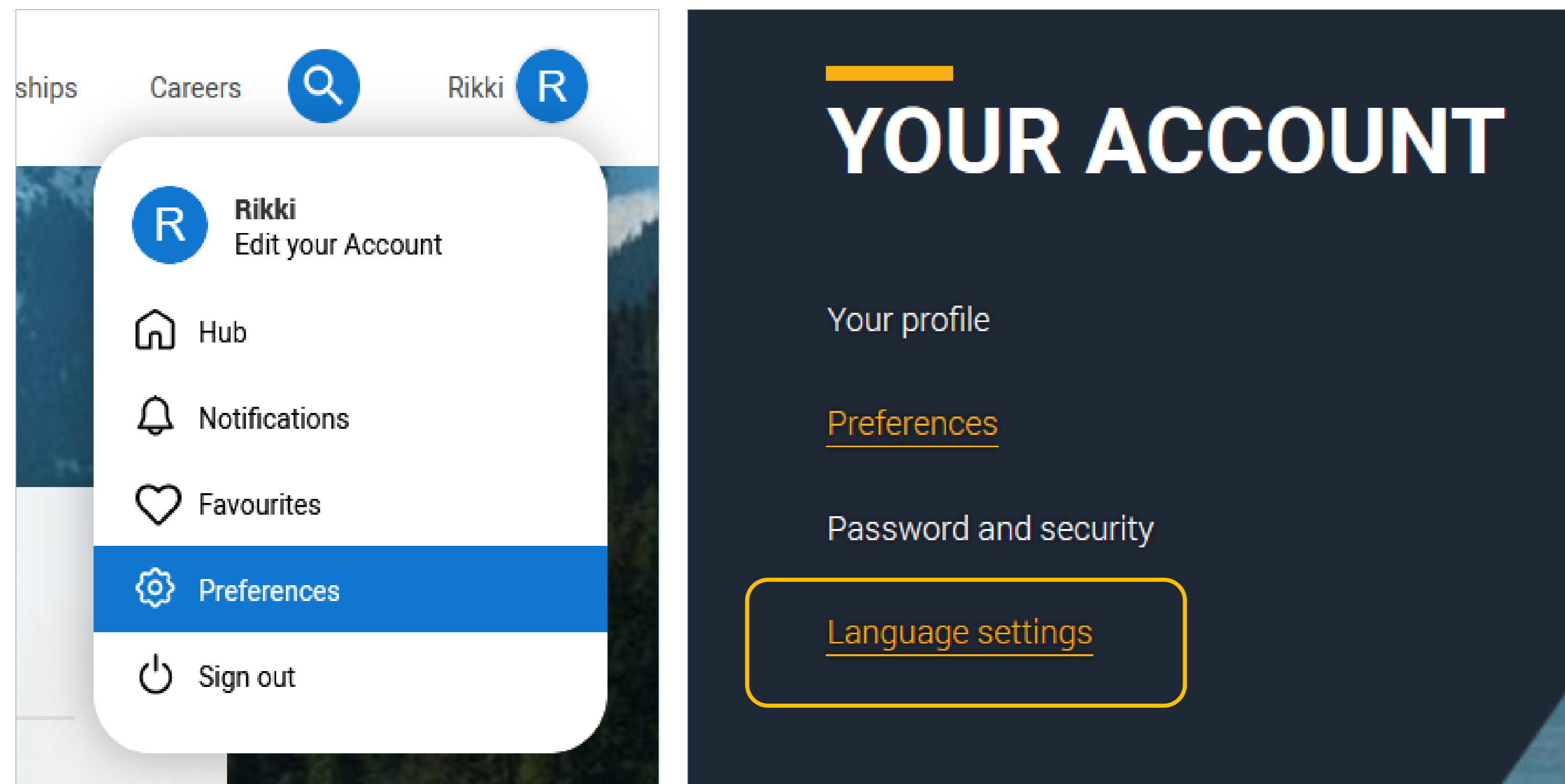
We **recommend using a personal email address** as your primary email, rather than a school/college one, so that you have access to it throughout your application journey.

To update your email address, go to 'Edit your account' from drop-down, where you can change your email.



WELSH LANGUAGE PREFERENCES

If you would prefer to view your application, along with the help text and receive communications from us in Welsh, you can update your language preferences. The application needs to be completed in English.



Tell us your preferred language

Applying in Welsh? If you are applying only to Welsh universities or colleges you may choose to have your application conducted entirely in the Welsh language. You must sign out and back in to make sure your preference is saved before you submit your application.

Click on the below options to set your language preference. Please note you'll also receive letters from us in Welsh.

- English
- Cymraeg

If you're changing your language preference after you've submitted your application to UCAS, please [contact us](#) so we can ensure all future correspondence from UCAS and Welsh universities and colleges is in your preferred language.

If you're a teacher or adviser, we'll update your preferred language in the adviser portal, but this won't affect other services or correspondence you receive from us.

Save

Cancel

STARTING YOUR APPLICATION



STARTING YOUR APPLICATION

Choose the year you want to start your studies, level of study (it's **Undergraduate** if you are still at school/college) and type of application you wish to make.

Make sure you choose **2026** if you want to start next year, including if you want to defer entry.

YOUR APPLICATIONS

Start an application

You can only apply once in a cycle - Do not apply more than once in a cycle, or submit a new application if you are holding a deferred place, as your new application will be cancelled and you won't receive a refund.

In which year do you want to start your studies?

2026

Select the main level of study you are interested in

Undergraduate (Uni and college degrees, and ap... ▾



Undergraduate

Degrees, HNDs, and HNCs

Start 2026 application >



Conservatoire

Undergraduate or postgraduate music, dance, drama, or musical theatre.

Start 2026 application >

Your Hub

Your personalised homepage and discovery hub

Hub
 For you
 Favourites
 What to do
 Where to go
 Search

S Welcome back Sam
 You're applying for Undergraduate courses in 2026 - [Change year](#)

[+ Start application](#)

2026 Application [Start application](#)

Start an application
 Apply to universities and colleges to study degrees, HNDs, and HNCs and dance, drama and music at conservatoires.



Your feed
 Your personal content feed

DISCOVER WHAT TO DO

Browse subjects and careers with related courses and apprenticeships.
[Discover more](#)

FAQS

What subject should I take?

Read our subject guides to see what might be right for you.

DISCOVER CAREERS

Try our quiz and get recommended careers that match your skills and personality traits.
[Take the quiz](#)

FAQS

Key application dates

Find out what you need to do and when.

HOW TO

How to apply

All you need to know about applying to university, college or an apprenticeship.

HOW TO

How to nail that personal statement

Writing a personal statement can be daunting. Follow our tips and advice to help make it easier.

DISCOVER WHERE TO GO

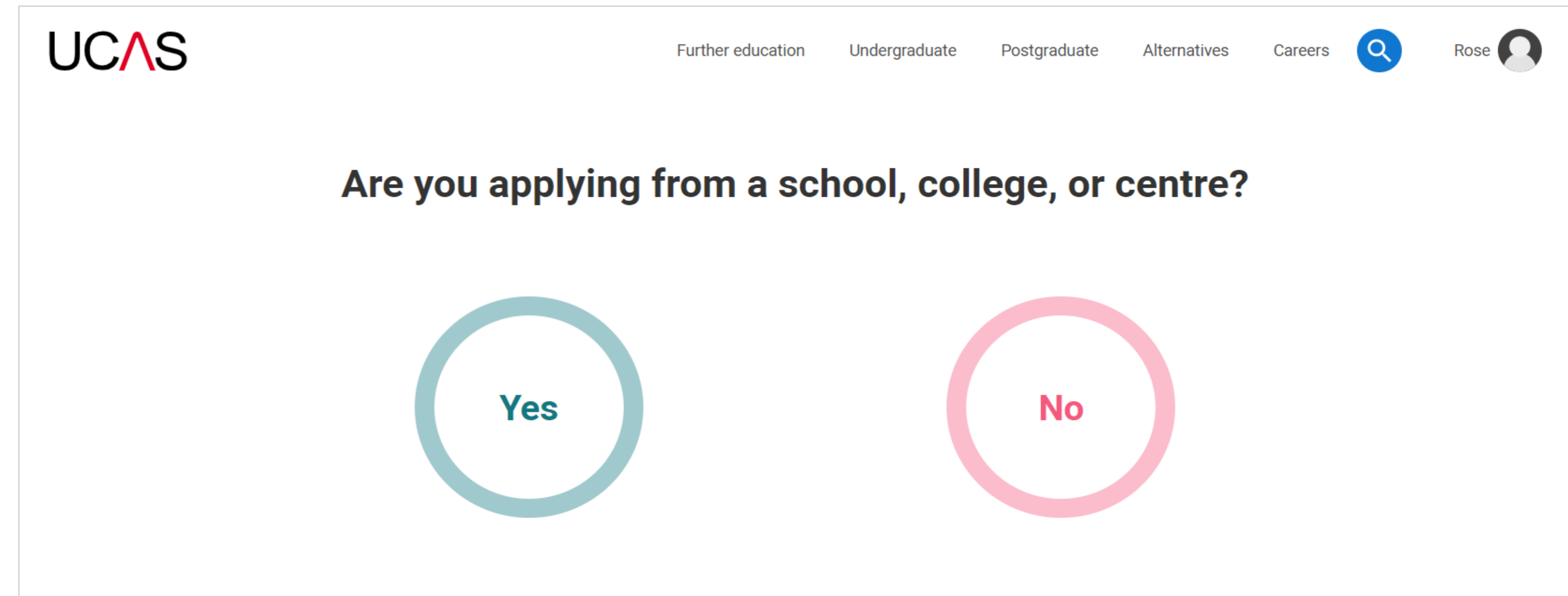
Browse universities, colleges and employers and learn more about cities and regions in the UK.
[Find out more](#)

LINKING TO YOUR SCHOOL, COLLEGE OR CENTRE

If you're applying with the help of your school, college or centre then select 'Yes'.

You will then need to enter the **Buzzword**.

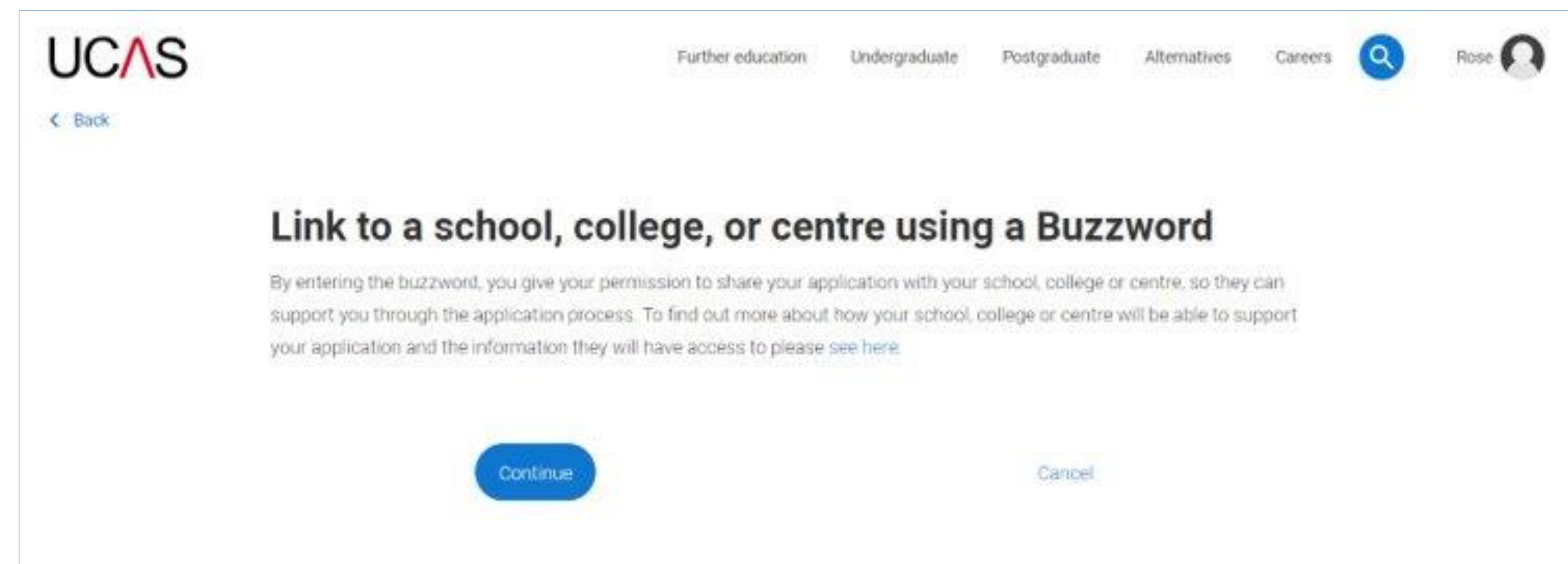
The Buzzword is given to you by your school, college or centre.



UCAS Further education Undergraduate Postgraduate Alternatives Careers Rose

Are you applying from a school, college, or centre?

Yes No



UCAS Further education Undergraduate Postgraduate Alternatives Careers Rose

< Back

Link to a school, college, or centre using a Buzzword

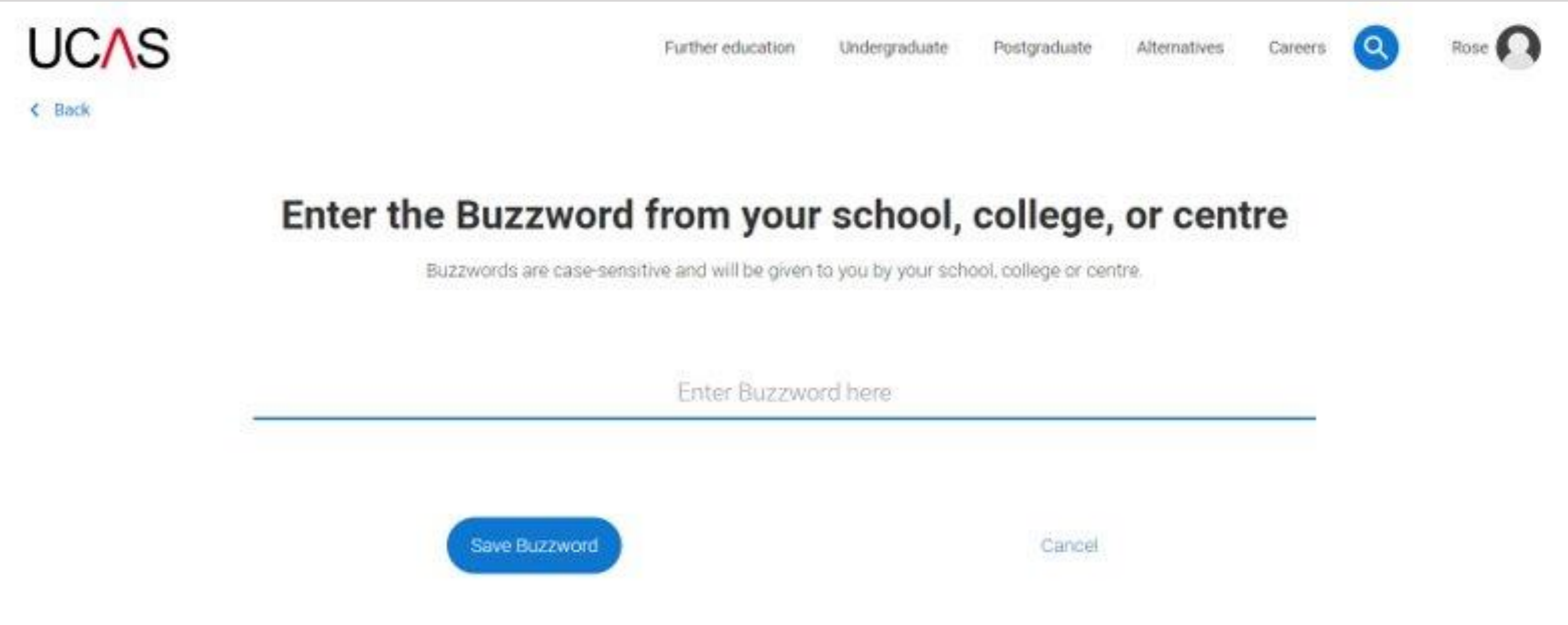
By entering the buzzword, you give your permission to share your application with your school, college or centre, so they can support you through the application process. To find out more about how your school, college or centre will be able to support your application and the information they will have access to please see [here](#).

Continue Cancel

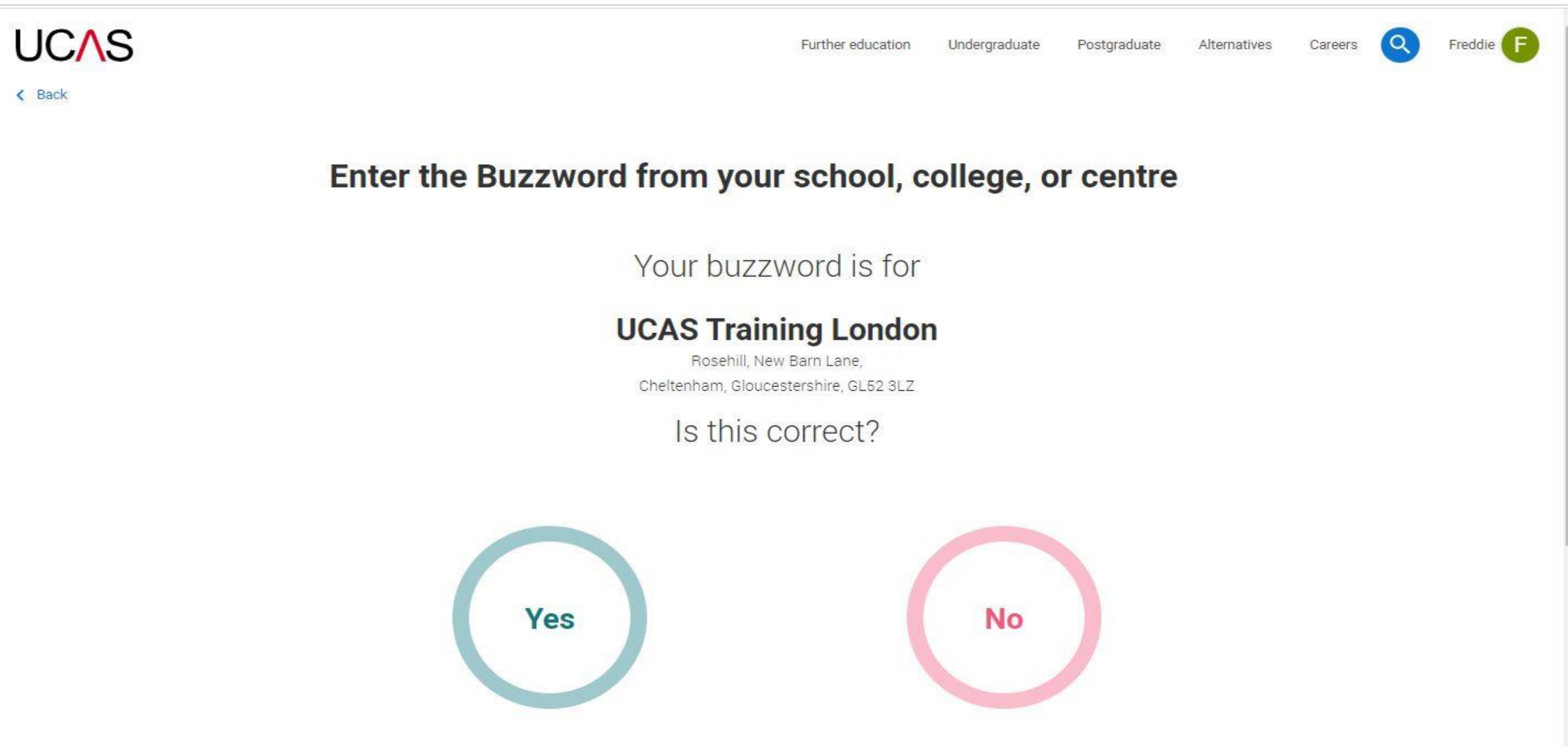
LINKING TO YOUR SCHOOL, COLLEGE OR CENTRE

Enter the **buzzword**, and **confirm** the details are correct.

This will **link your application** to your school or college, so they can track your progress and provide support, including adding your reference.



The screenshot shows the UCAS website interface. At the top, there is a navigation bar with the UCAS logo on the left and links for 'Further education', 'Undergraduate', 'Postgraduate', 'Alternatives', 'Careers', a search icon, and a user profile icon labeled 'Rose'. Below the navigation bar is a 'Back' link. The main heading is 'Enter the Buzzword from your school, college, or centre'. A sub-heading states 'Buzzwords are case-sensitive and will be given to you by your school, college or centre.' There is a text input field with the placeholder text 'Enter Buzzword here'. Below the input field are two buttons: 'Save Buzzword' (in blue) and 'Cancel' (in grey).



The screenshot shows the UCAS website interface. At the top, there is a navigation bar with the UCAS logo on the left and links for 'Further education', 'Undergraduate', 'Postgraduate', 'Alternatives', 'Careers', a search icon, and a user profile icon labeled 'Freddie'. Below the navigation bar is a 'Back' link. The main heading is 'Enter the Buzzword from your school, college, or centre'. The text reads 'Your buzzword is for' followed by 'UCAS Training London' in bold. Below this, the address is listed: 'Rosehill, New Barn Lane, Cheltenham, Gloucestershire, GL52 3LZ'. The question 'Is this correct?' is displayed. At the bottom, there are two large circular buttons: a teal 'Yes' button and a pink 'No' button.

LINKING TO YOUR SCHOOL, COLLEGE OR CENTRE

Once your application has been linked, you can then select a **group** (if this has been set up by your school or college).

Every school and college has a 'Default Group'.

You have linked your application to
UCAS Training School

Select group

- I don't know
- Default Group
- Former students
- Oxbridge
- Tutor 1**
- Tutor 2
- Tutor 3
- Tutor 4

Need help? [Advisers](#) [Join our team](#) [Te](#)

APPLICATION OVERVIEW



APPLICATION OVERVIEW

Your 'Application status' helps track your progress.

The percentage complete updates each time you mark a section as complete.

You don't need to complete the application straight away; log in and out at any time until you're finished.

UCAS APPLICATION
2026 Undergraduate application

Your Personal ID number
1857802702

Home / UCAS application

Application status

Centre information
Application linked to UCAS Training School
Group Former students

CHOICES 0/5	PROFILE 0%	PERSONAL STATEMENT NOT STARTED	0%
----------------	---------------	-----------------------------------	----

Review and submit >

Application status

Centre information
Application linked to UCAS Training London
Group Training Group 1

CHOICES 2/5	PROFILE 44%	PERSONAL STATEMENT IN PROGRESS	36%
----------------	----------------	-----------------------------------	-----

Submit >

APPLICATION OVERVIEW

The application form is responsive to make it easier to complete.

Once you've completed 'Where you live' if your permanent residence is in the UK, you'll also see the 'Diversity and inclusion' and 'Extra activities' sections to complete.

All sections must be marked as '**Complete**' to send to your school or college that you may be linked to for review. You must complete all mandatory questions to mark a section as complete (they have a *).

Profile

Personal details

Name, age, title and gender

Start this section

Nationality details

Birthplace and nationalities

Start this section

Where you live

Tell us about your address history

▶ Section in progress

Contact details

Address, email, and telephone

▶ Section in progress

Supporting information

So that providers know how to support you during your studies

Start this section

Finance & funding

Tell us how you'll fund your study

Start this section

Diversity & inclusion

Additional equality information

Start this section

More about you

Tell us about any circumstances that you might need support for during your studies.

Start this section

Experience

Education

Qualifications and periods of study

✔ Section complete

Employment

Paid employment

✔ Section complete

Extra activities

Taken part in any activities to prepare you for higher education?

Start this section

Personal Statement


Personal statement

Why do you want to study this subject?

Start this section

APPLICATION OVERVIEW

The list on the left of each section will show which sections are completed (with a tick), which are in progress (with a half-moon), and which have yet to be started (no icon).

Click on the  throughout for help text to provide advice about what to put.

[🏠](#) / UCAS application / Nationality details

[< Return to application overview](#)

Nationality details

🕒 Where you live

🕒 Contact details

Supporting information

Finance and funding

Diversity and inclusion

More about you

✔ Education

✔ Employment

Extra activities

Personal statement

What is your country of birth? *

For the purpose of this question the UK includes the Channel Islands and the Isle of Man.

What is your nationality? *

If you're applying from outside the UK choose your nationality as it appears in your passport. If you have dual nationality and you need a visa to enter the UK, enter your first nationality as it is shown on the passport you intend to use when travelling to the UK for your course.

Dual nationality

If you have dual nationality, select your first nationality in the previous field and your second nationality here.

Mark this section as complete *

You must complete all mandatory fields in this section before you can mark it as complete. All sections must be marked as complete before you can send your application.

Save this section

PERSONAL DETAILS



PERSONAL DETAILS

Your name should already show, but you'll need to add your title and complete the other mandatory fields (marked with a *).

Once you've completed a section you must remember to mark the section as complete and save it at the bottom of each page.

PERSONAL DETAILS

2026 Undergraduate application

Your Personal ID number
1857802702

[/ UCAS application / Personal details](#)

[Return to application overview](#)

Personal details

[Nationality details](#)

[Where you live](#)

[Contact details](#)

[Supporting information](#)

[Finance and funding](#)

Education

[Employment](#)

[Personal statement](#)

Title *

v

First and middle name(s) *

Make sure your name is as it appears on any official documents, such as your passport, birth certificate or driving licence.

Sarah

Last name *

Make sure your name is as it appears on any official documents, such as your passport, birth certificate or driving licence.

Carver

Previous name(s)

Tell us any other names you've been known by (for example maiden name), as it helps when we're matching educational records.

Preferred first name

Let us know what we, and your chosen universities and colleges, should call you in our correspondence.

Date of birth *

Day Month Year

DD v

MM v

YYYY v

Gender *

Select the gender you most identify with at this time. You can tell the university or college directly if you'd feel more comfortable identifying in another way, or if this changes.

Man
 Woman
 I use another term
 I prefer not to say

Mark this section as complete *

You must complete all mandatory fields in this section before you can mark it as complete. All sections must be marked as complete before you can send your application.

[Save this section](#)

[Next to Nationality details](#)

[?](#)

PERSONAL DETAILS

Make sure your name and date of birth is entered as it appears on any official documents (e.g. passport, birth certificate).

Use preferred name to let us know what we should call you in our communications.

Personal details

Nationality details

Where you live

Contact details

Supporting information

Finance and funding

Education

Employment

Personal statement

First and middle name(s) *

Make sure your name is as it appears on any official documents, such as your passport, birth certificate or driving licence.

Last name *

Make sure your name is as it appears on any official documents, such as your passport, birth certificate or driving licence.

Previous name(s)

Tell us any other names you've been known by (for example maiden name), as it helps when we're matching educational records.

Preferred first name

Let us know what we, and your chosen universities and colleges, should call you in our correspondence.

Date of birth *

Day Month Year

NATIONALITY DETAILS



NATIONALITY DETAILS

Your nationality is associated with the country that would issue you a passport for international travel. If you don't have a passport, it is usually the country in which you were born.

This is not your ethnicity. Ethnicity refers to your cultural identity and ancestry. UK resident applicants are asked about ethnicity in the diversity and inclusion section.

Additional questions may appear based on the information you provide.

What is your country of birth? *

For the purpose of this question the UK includes the Channel Islands and the Isle of Man.

United Kingdom

What is your nationality? *

If you're applying from outside the UK choose your nationality as it appears in your passport. If you have dual nationality and you need a visa to enter the UK, enter your first nationality as it is shown on the passport you intend to use when travelling to the UK for your course.

UK national

Dual nationality

If you have dual nationality, select your first nationality in the previous field and your second nationality here.

Mark this section as complete *

You must complete all mandatory fields in this section before you can mark it as complete. All sections must be marked as complete before you can send your application.

Save this section

[Back to Contact and residency details](#)

[Next to Supporting information](#)

NATIONALITY DETAILS

You can add two nationalities, list the nationality of the passport you'll be using to travel to study first. Include any UK or Irish nationality.

This helps universities determine your fee status and assist with visa applications. Relevant fields will appear based on your answers.

Select  to see our help text with advice about this.

What is your country of birth? *

For the purpose of this question the UK includes the Channel Islands and the Isle of Man.

What is your nationality? *

Please tell us the nationality shown on your passport (or on your National ID if you don't have a passport). You can add two nationalities to your application. Please list the nationality in the passport you'll be using to study in the UK first.

Dual nationality

If you haven't already, it is important to tell us about any UK or Irish nationality you may have.


Mark this section as complete *

You must complete all mandatory fields in this section before you can mark it as complete. All sections must be marked as complete before you can send your application.

Save this section

NATIONALITY DETAILS

Remember, everything with a red asterisk must be answered.

Don't forget to read our help text. Just select  to bring up advice on how to complete the questions.

What is your country of birth? *
 For the purpose of this question the UK includes the Channel Islands and the Isle of Man.

American Samoa


Please tell us your date of first entry to UK *
 If you live in the UK, enter the date you arrived. If you are not yet in the UK, enter the course start date.


Day Month Year
 DD MM YYYY

What is your nationality? *
 Please tell us the nationality shown on your passport (or on your National ID if you don't have a passport). You can add two nationalities to your application. Please list the nationality in the passport you'll be using to study in the UK first.

Dual nationality
 If you haven't already, it is important to tell us about any UK or Irish nationality you may have.

Mark this section as complete *

 **Help for first entry to the UK**
 This is the date that you first entered the UK for the purpose of residence or study. If you are not yet sure of the date you will enter the UK, please give an approximate date, or the start date of the course.
 Do not include any holidays, trips for interviews/auditions, or previous short-term visits.




NATIONALITY DETAILS

If you select that you have **pre-settled status** you will be asked for an expiry date.

If you select that you will need a **visa**, you'll also be asked for your passport details.

If you have a **passport**, we ask you for your passport number, valid from and expiry dates; and place of issue.

Select  to see our help text with advice about this.

Do you have settled or pre-settled status in the UK? *
[UKCISA - international student advice and guidance - Brexit - EU Settlement Scheme](#)

Yes No

When does your pre settled status expire? *

Day Month Year

Do you need a student visa to study in the UK? *

Yes No Don't know

Do you currently have a passport? *
 Where relevant, UCAS collects applicants' passport information on behalf of universities and colleges, who need it for purposes of visa application and checks with the UK Visas and Immigration (UKVI). For further details about UK Visas and Immigration please visit the [UKVI website](#).

Yes No

Passport number *

Valid from *
 Give the date your passport was issued

Day Month Year

Expires *
 Give the date your passport will expire

Day Month Year

Place of issue *

WHERE YOU LIVE




WHERE YOU LIVE

You must add three years of residency history between 1 September 2023 and 1 September 2026.

Your current address should be added first, once this has been added it can only be edited not deleted.

Then add your previous addresses until September 2023.

Select  to see our help text with advice about to help with this section.

Where you live

We need to collect the addresses where you have been living since 1 September 2023. By giving us this information, universities and colleges can determine where you have been living for the three years prior to your course.

If you split your time between two addresses, for example, your parents live apart, please tell us about the address you spend the most time at.

The addresses in this section will not be used to contact you. You can add your postal address in the contact details section.

Add current address

Address type *

What date did you start living here? *

Please ignore any temporary absences from where you normally live, for example travelling, gap year or work.

Month Year

Tell us the reason you are living here. *

Universities and colleges need to know whether you are living here permanently or for a temporary reason

Save address

Need some help?

Questions from this page that you might need help with:

[Help for area of permanent residence](#)

[Help for residential category](#)

[Help for this section](#)

Need some more general help with your application?

[Guide to completing your UCAS application](#)



WHERE YOU LIVE

Use the look up for UK addresses.

BFPO addresses can be added using the address type.

For each address tell us why you're living there; for example you may have two permanent homes.

Add current address

Address type *

UK address ▼

Address lookup

[Click here](#) to enter your address manually

Why are you living here? *

Universities and colleges need to know whether you are living here permanently or for a temporary reason

Other

Permanent home

Temporary because of my parents/guardians job/study

Temporary for education (boarding school)

Temporary for education (not boarding)

Temporary for work

le Temporary whilst seeking asylum or similar

WHERE YOU LIVE

International applicants can add a non-UK address by using the address type drop down.

All addresses must be written using the English alphabet.

Add current address

Address type *

Non-UK address ▾

Address line 1 *

Address line 2

City/Town

Region/Province/State


Country *

WHERE YOU LIVE

Until the required duration of address history is reached, you'll see the 'Add previous address' option.

Gaps in the address history will be flagged for you to fill in so that a full history is provided.

Overlapping addresses are allowed.

Select  to see our help text with advice about this.

Where you live

We need to collect the addresses where you have been living since 1 September 2023. By giving us this information, universities and colleges can determine where you have been living for the three years prior to your course.

If you split your time between two addresses, for example, your parents live apart, please tell us about the address you spend the most time at.

The addresses in this section will not be used to contact you. You can add your postal address in the contact details section.

Address 1 (Current address)

Dates you lived here: **02/2023 - Present**

**1 Constable Court,
Millfield Avenue,
York,
North Yorkshire,
YO10 3XA**

Reason: **Temporary because of my parents/guardians job/study**

Add Previous address

You need to add 5 more months

WHERE YOU LIVE

Once you've added addresses to cover the required date range, you'll need to confirm your home address.

This can be selected from the list of addresses you entered, or a new one can be added.

You need to select your area of permanent residence and residential category.

Remember to use our help text  . .

 The addresses you have added cover the date range we require

Please confirm your home address *

Universities and colleges require your permanent home address, to determine your domicile. This might be where your family lives, or the house you own. This may not be where you are currently living, if you are living away from home on a temporary nature (for example at boarding school, or other temporary housing for educational purposes)

- 1 Constable Court, Millfield Avenue, York, North Yorkshire, YO10 3XA
- high street, Town, Bahamas
- Add a different home address

Please select your area of permanent residence *

Your area of permanent residence refers to the area in which you normally live.

Residential category *

Please choose the option that most closely applies to you.

Mark this section as complete *

You must complete all mandatory fields in this section before you can mark it as complete. All sections must be marked as complete before you can send your application.

Save this section

CONTACT DETAILS

CONTACT DETAILS

Your email will be used by both UCAS and your university and college choices.

If you're using a school or college email address, make sure you can always access it, so you don't miss anything important.

We would advise using a personal email address, which can be updated in the Hub preferences.

Contact details

Mobile telephone number

Other telephone number

Email address *

You can update your email address in your UCAS profile

Postal address

Address type *

Address lookup

[Click here](#) to enter your address manually

Nominated access

Do you want someone else to be able to act, or speak on your behalf, about your application? e.g. A parent, teacher, other relative or guardian. If you are using an agent, you can choose to enter their details.

You're able to enter details of someone you're happy to help manage your application - this is called nominated access.

Yes No

Mark this section as complete *

You must complete all mandatory fields in this section before you can mark it as complete. All sections must be marked as complete before you can send your application.

[Save this section](#)

CONTACT DETAILS

If you want someone else to be able to act, or speak on your behalf e.g. a parent, relative, or guardian you need to enter their details. This is called nominated access.

If you are using an agent; you can choose to enter their details.

You'll only see the fields to add the nominated contact details if you answer **Yes** to the question.

Nominated access

Do you want someone else to act, or speak on your behalf, about your application? e.g. A parent, other relative or guardian. If you are using an agent, you can choose to enter their details.

You're able to enter details of someone you're happy to help manage your application - this is called nominated access.

Yes No

Full name of nominee *

The first and last name of your nominee. They will be asked this information when speaking to UCAS on your behalf.

Relationship to you *

How you know your nominee. They will be asked this information when speaking to UCAS on your behalf.

SUPPORTING INFORMATION



SUPPORTING INFORMATION

All questions are mandatory (*), but you have the option of

- *I don't know*
- *Prefer not to say.*

Have you ever lived or worked in the EU (excluding the UK), European Economic Area (EEA) or Switzerland? *

Do you have a parent, step parent, spouse or civil partner who is an EU (excluding the UK), EEA or Swiss national? *

Mark this section as complete *

You must complete all mandatory fields in this section before you can mark it as complete. All sections must be marked as complete before you can send your application.

Save this section


FINANCE AND FUNDING



FINANCE AND FUNDING

You will only be asked further questions in finance and funding if you select UK, ChI, IoM or EU Student Finance Services.

We'll ask you for your current local authority under 'Student support arrangements'.

Select  to see our help text with advice about this.

For more information head to: ucas.com/finance

What will be your main source of funding for your studies? *

Select an option from the drop-down list to tell us how you expect to pay for your tuition fees. Most applicants from the UK, Channel Islands, Isle of Man, and those eligible EU students under the EU Settlement Scheme will be in the category UK, ChI, IoM, or EU student finance.

This guidance has been created based on [eligibility advice](#) from the Student Loans Company, and you should give your answer as guided. Universities and colleges are aware that EU applicants will be selecting the UK, ChI, IoM or EU student finance option.

If you require additional guidance, we recommend contacting [the UK Council for International Student Affairs](#).

UK, ChI, IoM or EU student finance services ▾

Student support arrangements

Tell us who will assess you for tuition fees, or how you will pay for your course. Please select the option which best describes your situation.

▾

Mark this section as complete *

You must complete all mandatory fields in this section before you can mark it as complete. All sections must be marked as complete before you can send your application.

Save this section



What will be your main source of funding for your studies?

You need to select one category from the list to tell us how you expect to pay for your tuition fees. Most applicants from the UK, Channel Islands, Isle of Man, and the EU will pick the second category. You should pick that category if you are eligible for assessment under student support arrangements, even if you think your family income will be too high for you to receive support.


The choices are as follows:

Private finance – Entire cost of tuition fees is to be paid by private finance.

UK, ChI, IoM, or EU student finance services – Applying for student support assessment by



DIVERSITY AND INCLUSION



YOU'LL ONLY SEE THESE QUESTIONS IF YOU HAVE A UK HOME ADDRESS.

DIVERSITY AND INCLUSION

You'll only see these questions if you have a UK home address.

There are two mandatory fields(*), but you have the option to respond with **I prefer not to say**.

This information is only shared with universities or colleges once you have secured a place, it does not influence any decision making. It's used to ensure applications are treated fairly.

Equality monitoring

Ethnic origin *

What is your religion or belief?

What is your sexual orientation?

Do you identify as transgender?

- Yes
- No
- I prefer not to say**

Select yes if you've ever lived in public care or as a looked-after child, including.

DIVERSITY AND INCLUSION

Growing up in care means you are entitled to a range of practical support; for example, during your application, financial assistance, year-round accommodation, or help with managing your health and wellbeing.

When you give this information, you are letting the university or college know that you may need additional support during your studies. They may get in touch to tell you more about the benefits and options available, if you want it.

Care support information

Have you been in care?

Select yes if you've ever lived in public care or as a looked-after child, including:

- with foster carers under local authority care
- in a residential children's home
- being 'looked after at home' under a supervision order
- living with friends or relatives in kinship care

Note: This does not refer to time spent in boarding schools, working in a care or healthcare setting, or if you are a carer yourself

For more information about answering this question read our [FAQs](#).

Yes No

Duration in care *

DIVERSITY AND INCLUSION

You can select *I prefer not to say* for the parental education question.

For the occupational background, you must type at least 3 letters into the response field, and then select an option from the menu that appears below it.

If you prefer not to give this information, please enter '*I prefer not to say*'.

Parental education

Do any of your parents, step-parents or guardians have any higher education qualification, such as a degree, diploma, or certificate of higher education?

Occupational background*

Please give the job title of your parent, step-parent, or guardian who earns the most, if you are under 21. If she or he is retired or unemployed, give their most recent job title. If you prefer not to give this information, please enter '*I prefer not to say*'. If you are 21 or over, please give your own job title. If you can't find a match for the job title you want to enter, please choose the one closest to it.

MORE ABOUT YOU



MORE ABOUT YOU

You can share any individual needs or circumstances, such as a disability or health condition. Sharing this information helps the university connect you to the right support – they may send you more information or contact you to discuss what would help you succeed. See our support on [individual needs](#) for more advice.

If you don't have any conditions to report, you select "No disability" to mark the section as complete.

Every year, over 60,000 students with a physical and/or mental health condition, long-term illness, or learning difference apply through UCAS to study at a university or college in the UK, and access a range of support available to help with their studies, day-to-day activities, travel, or lifestyle. Would you consider yourself as living with any of the following: *

A learning difference (e.g. dyslexia, dyspraxia, or AD(H)D)

A physical impairment or challenges with mobility (e.g. climbing stairs or uneven surfaces), or dexterity (e.g. using a keyboard or laboratory equipment)

A condition or impairment not listed (please give details in the box below)

Two or more impairments or conditions (please give details in the box below)

A social, behavioural or communication impairment (e.g. an autistic spectrum condition, Tourette's Syndrome, or speech and language difficulties including stammering)

None

A visual impairment uncorrected by glasses (e.g. blindness or partial sight)

A hearing impairment (e.g. deafness or partial hearing)

A long-term illness or health condition which may involve pain or cause fatigue, loss of concentration or breathing difficulties – including any effects from taking associated medication.

A mental health condition, challenge or disorder (e.g. anxiety or depression)

MORE ABOUT YOU

You might feel uncertain about sharing personal circumstances, be reassured it's never used to decide whether to offer you a place, but it might be used to make you an offer that looks at your achievements in context.

These questions are intended to connect you to the right support for your needs.

Select  to see our help text with advice about this.

You will only see these questions if you have a UK home address.

Would you consider yourself estranged from both your parents (i.e. you are not in contact with and supported by either of your parents)?

Yes No

Do you have any unpaid caring responsibilities (not including parenting)?

Yes No

Are you a parent or do you have parenting responsibilities for a child aged 17 or under?

Yes No

Do you have official refugee status or limited leave to remain, or are you seeking asylum?

No The UK government has granted me refugee status or humanitarian protection in the UK
 I have limited or discretionary leave to remain in the UK I'm currently seeking asylum in the UK

Do you have a parent or carer who currently serves in the UK Armed Forces, or who has done so in the past?

Yes No

Have you ever served in the UK Armed Forces?

Yes No

Are you currently receiving free school meals, or were you in receipt of free school meals between the ages of 11 to 18?

Yes No Don't know

Mark this section as complete *

Need some help?

Questions from this page that you might need help with:

- [Help for disability](#)
- [Help for estranged](#)
- [Help for caring responsibilities](#)
- [Help for parental responsibilities](#)
- [Help for refugees](#)
- [Help for parent armed forces](#)
- [Help for armed forces](#)
- [Help for free school meals](#)

Need some more general help with your application?

[Guide to completing your UCAS application](#)



MORE ABOUT YOU

UCAS Free Schools meal Application Fee Waiver

You must answer, 'Yes' to this question in 'More about you' to identify you are eligible for the free school meals application fee waiver.

[Read our guidance to check if you're eligible to have your application fee waived.](#)

Your school or college will need to agree to your eligibility when reviewing your application and may require you to evidence this.

Are you currently receiving free school meals, or were you in receipt of free school meals between the ages of 11 to 18?

Yes No Don't know

Mark this section as complete *

You must complete all mandatory fields in this section before you can mark it as complete. All sections must be marked as complete before you can send your application.


Save this section



Help for free school meals

Young people in the UK are usually eligible for free school meals if their parents or carers are on a low income or in receipt of certain benefits. If you're not sure, ask your school – they will be able to confirm this for you. You may also be eligible if you're paid qualifying benefits directly, instead of through your parent or carer. For more information about answering this question read our [FAQs](#).

EDUCATION



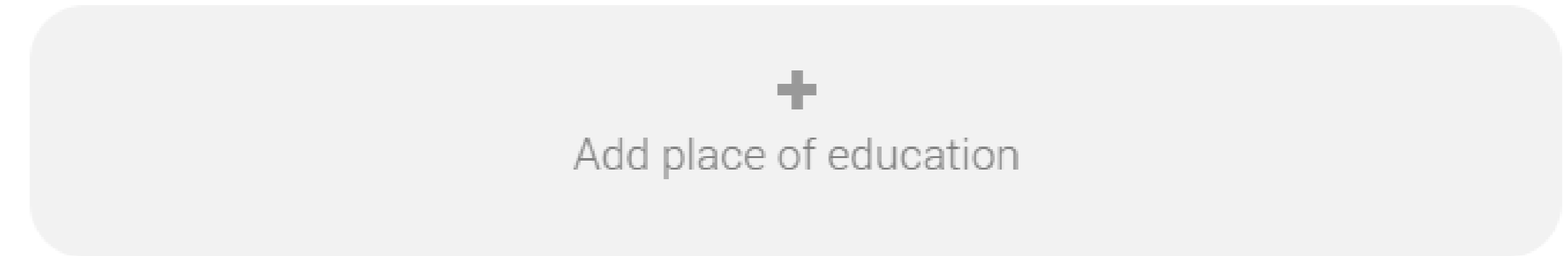
EDUCATION

You must enter all your qualifications from secondary education onwards – whether you have the result (even any that were ungraded) or you're still awaiting exams and results.

First you need to add details of where you've studied, or are studying, then add qualifications.

Start by clicking **Add place of education**.

You'll be asked for a 'Unique Learner Number' – if you don't have one leave the question blank.



Unique Learner Number (ULN)

Students in England, Wales and Northern Ireland ONLY – This is a unique 10-digit number, which is usually printed on your qualification certificates or results slip. If you are applying from a school or college, they may also have this number. Inputting this number can help us to check the information you submit, but if you don't have one or don't know yours, please leave this blank

English language certificates

English language certificates are often needed for international students as an entry requirement for the course.

Not everyone will need an English language certificate. If you're unsure whether you need one, check the entry requirements for the course on the search tool.

If you have a language certificate that is not listed here, ie Pearson, Cambridge you can add these as a qualification in the section above.

Test of English as a Foreign Language (TOEFL) Number

International English Language Testing System (IELTS) TRF Number

Mark this section as complete*

You must complete all mandatory fields in this section before you can mark it as complete. All sections must be marked as complete before you can send your application.

Save this section

EDUCATION

Unique Learner Number (ULN)

Students in England, Wales and Northern Ireland ONLY – This 10-digit is usually printed on your qualification certificates or results slip. Inputting this number can help us to check the information you submit, but if you don't have one or don't know yours, please leave this blank.

English language tests can be entered here too, if you have any other English language tests they can be added as a qualification.

Unique Learner Number (ULN)

Students in England, Wales and Northern Ireland ONLY – This is a unique 10-digit number, which is usually printed on your qualification certificates or results slip. If you are applying from a school or college, they may also have this number. Inputting this number can help us to check the information you submit, but if you don't have one or don't know yours, please leave this blank

English language certificates

English language certificates are often needed for international students as an entry requirement for the course.

Not everyone will need an English language certificate. If you're unsure whether you need one, check the entry requirements for the course on the search tool.

If you have a language certificate that is not listed here, ie Pearson, Cambridge you can add these as a qualification in the section above.

Test of English as a Foreign Language (TOEFL) Number

International English Language Testing System (IELTS) TRF Number

EDUCATION

If you are linked to a school/college, when you click on 'Add place of education', you'll be asked to add it.

If you can't find the name you can type this in and add it.

If you've attended another school or college, type the name of where you studied. Once you find your centre, click on the name and the Exam centre number will automatically populate.

Add when you started and finished; if you're still studying add the month, you're due to finish.

You are linked to UCAS SCHOOL, CHELTENHAM, would you like to add this centre?

Yes

No

Name of the school, college, or university *

Exam centre number

This may be automatically filled in based on your school, college, or university

Start date *

Month Year

End date *

Select the date you left or plan to leave.

Month Year

Attendance type *

Full time Part time Exam only

Study Mode *

If you had lessons that were taken online over COVID lockdowns but now returned to school-based, please select "In person".

Online In person

Save and add Qualification

Save and return to Education Section

Cancel

EDUCATION

Tell us how you studied at each place of education.

For type of study did you attend full time, part time or exam only.

For study mode did you attend a centre in person or if you studied a course completely remotely, select online.

Type of study *

Full time Part time Exam only

Study Mode *

Online In Person

Save and add Qualification

Save and return to Education Section

EDUCATION

There are warning messages to help you.

For example, you can't say you attended two or more places for full-time study during the same date range.

Red text are warnings, it means something is wrong and the section can't be completed until you change it.

UCAS, CHELTENHAM

[... More](#)

March 2009 - July 2030

Full time

! You cannot be full-time at more than one school or college at the same time - please check the start and finish dates you have entered.

Add qualification

UCAS, CHELTENHAM , Cheltenham, Ireland

[... More](#)

March 2009 - April 2030

Full time

! You cannot be full-time at more than one school or college at the same time - please check the start and finish dates you have entered.

Add qualification

EDUCATION

Dual enrolments:

If you're enrolled at two different educational institutions e.g. two part-time, or you're taking additional courses with another educational institution, indicate this by selecting part time study and inputting the relevant date.

You should enter qualifications against the relevant institution awarding them.

Blue text warnings indicate we need you to double check the details you have entered.

Community College Top-Up, Birmingham, United Kingdom [... More](#)

August 2023 - July 2025

Part time

! The details you have entered show that you have attended two or more different schools or colleges at the same time. If this is correct, please ignore this warning message.

Add qualification

Mainstream High School , Birmingham, United Kingdom [... More](#)

September 2021 - July 2025

Full time

! The details you have entered show that you have attended two or more different schools or colleges at the same time. If this is correct, please ignore this warning message.

Add qualification

EDUCATION

Once you've added where you studied you need to 'Add qualification'.

UCAS, CHELTENHAM

... More

March 2009 - July 2030

Exam only

Add qualification

EDUCATION

If you are linked to your school or college then select 'All qualifications' and the shortlisted qualifications provided will appear to help you choose the correct qualifications.

If you are not sure of the qualification you are taking, please check with your school/college or adviser.

If there's no shortlist, select the qualification category then use the search to narrow this down. If you are searching for a qualification, make sure you use the full qualification title. For more [help and advice](#) head to ucas.com.

Pick your qualification type

Choose the type of qualification you would like to add - you can search for specific qualifications and view those shortlisted by your adviser within each group.

A Level, AS, EPQ, and T Levels ▾ GCSE and equivalent BTEC ▾ Job related

Scottish qualifications International and EU ▾ Baccalaureate Apprenticeships

Access to HE Technical (not including BTEC) Core maths HNC, HND, and Degrees

Performance, Art, and Design ▾ More UK Qualifications **All qualifications**

Search for your qualifications

Search for keywords from your Qualification title or Country to narrow down the list. If your qualification isn't listed, use the "All qualifications" filter and search there. Still no results? Try removing any country filters and searching "Other" under "All qualifications".

🔍 Search

Shortlist provided by your school or college.

- + Cambridge International A Level
- + Extended Project (Level 3)
- + GCE Advanced Level (A-Level)
- + GCE Advanced Subsidiary
- + GCSE (Grade 9-1)
- + GCSE Double Award (9-9 to 1-1)
- + International Baccalaureate - Extended Essay
- + International Baccalaureate Diploma
- + T Level Technical Qualification - Core Component
- + T Level Technical Qualification - Industry Placement
- + T Level Technical Qualification - Overall Grade
- + T Level Technical Qualification - Specialism

EDUCATION

International qualifications are grouped together and are listed by name and country.

You can also type the country you're looking for to quickly bring up relevant qualifications in the full search.

Don't worry if yours isn't there – type 'Other' into the search box and select the relevant option.

Search for your qualifications

Search for keywords from your Qualification title or Country to narrow down the list. If your qualification isn't listed, use the "All qualifications" filter and search there. Still no results? Try removing any country filters and searching "Other" under "All qualifications".

Shortlist provided by your school or college.

Your school or college has not shortlisted any qualifications matching your search.

We also found these qualifications (Showing 15 of 2046)

- [Baccalaureat Francais International \(BFI\) \(2024 onwards\) - France](#)
- [Baccalauréat Technologique \(BTn\)-France](#)
- [DUT-France](#)
- [France - Baccalaureat General \(from 2021\)](#)
- [France - Baccalaureat Technologique \(from 2021\)](#)
- [France - Baccalureat Professionel \(from 2019\)](#)
- [France - Brevet d'Etudes Professionelles](#)
- [France - Option Internationale du Baccalaureat \(OIB\) \(from 2021\)](#)
- [France-Baccalaureat](#)
- [France-Baccalaureat Technologique \(BTn\)](#)
- [France-Brevet de Technicien \(BT\)](#)
- [France-Brevet de Technicien Suprieur \(BTS\)](#)
- [France-Brevet des Colleges](#)
- [France-Option Internationale du Baccalaureat \(OIB\)](#)
- [Option Internationale du Baccalauréat \(OIB\)-France](#)

Shortlist provided by your school or college.

Your school or college has not shortlisted any qualifications matching your search.

We also found these qualifications (Showing 23 of 2046)

- [Access \(other\)](#)
- [BMAT \(Bio-medical Admissions Test\) and other admissions tests](#)
- [CACHE Other Level 3 qualifications](#)
- [City & Guilds \(other than NVQs\)](#)
- [GAMSAT \(Graduate Medical Schools Admissions\) and other admissions tests](#)
- [HPAT \(Health Professions Admission Test\) and other admissions tests](#)
- [Kaplan Medicine and Physiotherapy Foundation Pathway](#)
- [LNAT \(National Law Admission Test\) and other admissions tests](#)
- [MAT \(Mathematics Admissions Test\) and other admission tests](#)
- [MML \(Modern and Medieval Languages Test\) and other admissions tests](#)
- [MSAT \(Medical Selection Admissions Test\) and other admissions tests](#)
- [Other \(International EU Qualifications\)](#)
- [Other \(International Non-EU Qualifications\)](#)
- [Other \(UK Qualifications\)](#)
- [Other Courses \(Scottish\)](#)
- [Other English Proficiency](#)
- [Other Group Awards \(Scottish\)](#)
- [PAT \(Physics Admissions Test\) and other admission tests](#)
- [SEG Level 3 Certificate in Canine Hydrotherapy](#)
- [STEP \(Sixth Term Examination Papers\) and other admissions tests](#)
- [TSA \(Thinking Skills Assessment\) and other admissions tests](#)
- [UCAT \(Clinical Aptitude Test\) and other admissions tests](#)
- [UKCAT \(Clinical Aptitude Test\) and other admissions tests](#)

EDUCATION

It's important the awarding organisation is entered accurately – speak to your teacher or adviser if you're not sure what this is.

If you haven't finished the qualification or had your result, then choose **Pending*** in the Grade field.

When adding qualifications you'll sometimes have the option of adding modules. Not all universities need you to, but some do, always check the course entry requirements to see if modules are mentioned. If they are, be sure to include them on your UCAS application.

* If presented with a free text box then the result must be left blank.

Add GCE Advanced Level (A-Level)

Entering unit details for A levels is optional

Subject *	Qualification date *	Awarding organisation *	Grade *
<input style="width: 95%;" type="text" value="Type and select the subject you studied"/>	MM <input type="text"/> YYYY <input type="text"/>	<input type="text"/>	<input type="text"/>

Universities and colleges may find module/unit information useful if there are specific subject requirements for the courses you choose

Module title	Grade
<input style="width: 95%;" type="text"/>	<input type="text"/>

Add another module

Save qualifications
Save and add another
Cancel

▼

Pending

A*

A

B

C

D

E

O

N

U

Other


EDUCATION

The education section is an important part of your application. It shows your qualifications and helps universities and colleges decide if you meet their requirements.

Double check all details are correct, especially qualification titles, levels, and awarding organisations.

If you're not sure which version of a qualification you're taking, ask your school or college, or exams officer for help.

You must enter at least one qualification or employment record before marking the sections as complete. Warnings will guide you on the next steps.

 You cannot mark this section as complete because you have not entered any qualifications or details of employment. If you have/will receive qualifications please add one to mark the section as complete.

Mark this section as complete *

You must complete all mandatory fields in this section before you can mark it as complete. All sections must be marked as complete before you can send your application.

Save this section

EMPLOYMENT



EMPLOYMENT

Include details of any paid employment relevant to the courses or subjects you're applying for.

Any unpaid or voluntary work relevant to the courses or subjects you're applying for shouldn't be included in this section – you may wish mention that in your personal statement.

If you don't have any paid work experience, leave this section blank, and mark it as complete.

+
Add employment

Mark this section as complete *

You must complete all mandatory fields in this section before you can mark it as complete. All sections must be marked as complete before you can send your application.

Save this section

EXTRA ACTIVITIES



You'll only see this section if you have a UK home address.

EXTRA ACTIVITIES

Please add any activity you have taken part in to prepare for higher education.

These include national or regional schemes, university-run programmes, summer schools, taster courses, and booster courses.

Open days are **not relevant** to this question.

If you haven't attended any such activity, please leave this section blank and mark it as complete

Extra activities


Have you attended an activity to prepare you for higher education?

Please select any activity you have taken part in to prepare for higher education. For example: national or regional schemes, university-run programmes, summer schools, campus days, taster courses, and booster courses. You can also use your personal statement to include more details about the activities you took part in, the skills you learned, and how this prepared you for higher education.


Note: Open days are not relevant to this question.

If you haven't attended any such activity, please leave this section blank.

If this section is relevant to you, please provide the following details:



+
Add activity



Mark this section as complete *

You must complete all mandatory fields in this section before you can mark it as complete. All sections must be marked as complete before you can send your application.

Save this section

EXTRA ACTIVITIES

If this section is relevant to you, you need to include:

- type of activity
- name of the activity provider (from a drop-down list)
- name of the activity/programme (a free-text box)
- dates of the activity.

If the type of activity you attended is not listed, please select 'Other'.

Add activity

Type of activity *

▼

- Campus visit
- Information Advice and Guidance
- Masterclass/ subject insight
- Mentoring
- Online
- Skills and attainment raising activity
- Summer School
- Workshop in School/college
- Other

Characters used: 0 of 100 characters

Start date *

Day	Month	Year
DD ▼	MM ▼	YYYY ▼

End date *

Day	Month	Year
DD ▼	MM ▼	YYYY ▼

Save
Cancel

EXTRA ACTIVITIES

The activity provider is the organiser of the activity. It may be a university or college, or a national, regional, or local organisation.

If the activity provider isn't listed, please select "Other". If you're unsure of the answer, contact whoever organised the activity to find out, and, if you're still unsure, select 'Don't know'.

Add activity

Type of activity *

Mentoring

Activity provider *

- Aim Higher
- YG&T
- Sutton Trust
- LEAPS
- GOALS
- ASPIRENorth
- Other**
- Don't know
- Reaching Wider
- Discovering Queen's programme
- LIFT OFF
- FOCUS West
- Realising Opportunities
- UNIQ Summer School
- Villiers Park post-16 Residential Course
- Villiers Park Scholars Programme
- Academic Enrichment programme (AEP)
- Higher Education Insight Programme (HEI)
- Aston Progression Pathways

Save Cancel

EXTRA ACTIVITIES

Add the official title of the activity. If you're unsure of the answer, contact whoever organised the activity to find out.

You can add a maximum of 2 activities.

You can use your personal statement to include more details about these and other activities you took part in; reflecting on the skills learned, and how this prepared you for higher education.

Add activity

Type of activity *

Mentoring

Activity provider *

Name of the activity/programme

This is a free text box of 100 characters.

Characters used: 42 of 100 characters

Start date *

Day Month Year

DD MM YYYY

End date *

Day Month Year

DD MM YYYY

Save Cancel

PERSONAL STATEMENT



PERSONAL STATEMENT

You can save and edit this as many times as you need to.

If it's over the character count you can't 'Complete' it until it meets the count.

If you try to navigate away without saving your work. We'll remind you with a pop-up warning.

You can expand each question box by dragging the bottom right-hand corner.

Overall character count
0 / 4000

Why do you want to study this course or subject? *

This is your opportunity to showcase your passion and knowledge of your chosen subject area and to demonstrate to universities and colleges why they are a good fit for you and your future ambitions.

Please use a minimum of 350 characters in this section (350 needed)

How have your qualifications and studies helped you to prepare for this course or subject? *

This is your chance to shout about the relevant or transferable skills you've gained from your education and highlight your understanding of how they will help you succeed in this subject area.

Please use a minimum of 350 characters in this section (350 needed)

What else have you done to prepare outside of education, and why are these experiences useful? *

This is your chance to reflect on any other activities you have undertaken outside of your education or personal experiences which further demonstrate your suitability for the course. This section is likely to be deeply personal to you, so anything you include should be meaningful and relevant to you.

Please use a minimum of 350 characters in this section (350 needed)

PERSONAL STATEMENT

Remember we'll carry out checks to verify your personal statement is your own work.

If it looks like it's been copied from other sources, we'll tell the universities and colleges you applied to, and they'll decide what to do next.

We'll also contact you by email to tell you this has happened.

Check out ucas.com for all the support in writing your personal statement.

Overall character count
2235 / 4000

What else have you done to prepare outside of education, and why are these experiences useful? *

This is your chance to reflect on any other activities you have undertaken outside of your education, or personal experiences which further demonstrate your suitability for the course. This section is likely to be deeply personal to you, so anything you include should be meaningful and relevant to you.

This is your chance to talk about any other activities you have undertaken outside of your formal education or personal experiences which further demonstrate your suitability for the course. This section is likely to be highly personal to you and anything you do include should reflect on why you're including it.

Examples of what you might talk about here could include work experience, employment, or volunteering. Personal life experiences or responsibilities. Hobbies and any extracurricular or outreach activities. Post-education activities.

Minimum number of characters met

Mark this section as complete *

You must complete all mandatory fields in this section before you can mark it as complete. All sections must be marked as complete before you can send your application.

Save this section

ADDING A CHOICE



ADDING A CHOICE

Start typing the **name** of the university or college, select from the options displayed.

Do the same for the course you have selected.

Locations and start dates are displayed according to the course details.

Universities and colleges will display the points of entry available in the UCAS course search, check this if you're not sure.



Add choice

University/college name *

Course *

Location *

Start date *

Further details
You only need to provide information here if your chosen university or college has asked you to.

Point of entry
This tells the universities and colleges which year of the course you want to start, e.g. point of entry one is the first year of the course. If you wish to start in the first year of the course leave the box blank and you will automatically be considered for the first year. Enter 0 if you intend to take a foundation year – not all universities offer a foundation year so please check before applying.
If you've spoken to your chosen university or college and they are willing to consider your application to start the course after the first year, please enter the relevant number for the year, e.g. second year = 2, third year = 3, etc.

Live at home while studying? *

Yes No

ADDING A CHOICE

Some courses may require you to disclose your criminal conviction status.

We'll only show this question if the course choice requires it.

Only tick this box if you have any convictions; otherwise leave it blank.

Criminal convictions

Applied Health & Social Care (top-up) at University of Anywhere

This course has entry requirements which ask you to disclose further information regarding any spent or unspent convictions or any past criminal activities, and may also require a criminal records check.

▼ Help with criminal convictions

Further checks may also be required under the Disclosure and Barring Service.

If you have spent or unspent convictions from a court outside Great Britain, additional checks may be carried out depending on the records available in respect of the applicable country.

A criminal records check may show all spent and unspent criminal convictions including (but not limited to) cautions, reprimands, final warnings, bind over orders or similar and, to the extent relevant to this course, may also show details of any minor offences, fixed penalty notices, penalty notices for disorder, ASBOs or VOOs.

- Please tick if you have any spent or unspent criminal convictions or other punishments that would show up on a criminal records check.

If you tick the box you will not be automatically excluded from the application process.

It is recommended that you [read our page on criminal convictions](#) and if these issues are in any way relevant to you, you should obtain further advice from appropriate bodies. UCAS will not be able to assist you in this respect.

You will be asked this question each time you add a course that requires a criminal conviction declaration.

Save

Cancel

ADDING A CHOICE

There is a maximum of **five** choices and choice restrictions may apply. A maximum of **four** courses from medicine, dentistry, veterinary medicine or veterinary science, and either the University of Oxford OR the University of Cambridge.

Once all choices are added you must mark the section as complete to be able to submit.

Choices do not need to be added in any preference order. Universities / colleges can only see where else you've applied once they've made their offer and you've decided whether to accept them as your firm or insurance choice.

Your **choices**

Search for courses
Find courses and providers

+
Add choice

Accounting and Finance (N400)
Aberystwyth University (A40)

Location: Main Site (Aberystwyth)
Start date: 01 September 2022
Further details: *Not provided*
Point of entry: 1st year
Deferred entry: Yes
Live at home while studying: No

Accounting and Finance (with integrated Foundation) (NN44)
University of Buckingham (B90)

Location: Main Site
Start date: 23 September 2022
Further details: *Not provided*
Point of entry: 1st year
Deferred entry: Yes
Live at home while studying: No

You can add up to 5 choices to your application. You can change your choices until you send your application to us. All sections must be marked as complete before you can send your application to us.

Mark complete

ADDING A CHOICE

Some courses have extra admissions tests and assessments.

We'll show these in **blue text** on the choice card.

This should not be a surprise to you, as you should have seen details of this when researching the course.

Your **choices**

+
Add choice

Medicine (A100)
University of Anywhere (A99)

Location: Christ Church
 Start date: 01 October 2022
 Further details: *Not provided*
 Point of entry: 1st year
 Deferred entry: Yes
 Live at home while studying: No
 Criminal convictions declaration: Undeclared

INFO

- ! **You may need to take an admissions test**
 As part of the application process for this course you may need to sit the following admissions tests: Bio-Medical Admissions Test (BMAT)
- ! **There may be an assessment**
 You may be required to attend an interview or audition or provide a portfolio, essay or other piece of work to help the course tutor decide if you're suitable for this course.

...

ADDING A CHOICE

Click anywhere on a choice card to expand it or collapse it.

Any choice combinations that are not permitted will be flagged with **red text** on the right of each relevant card.

For example, these screens show error messages for students trying to apply to University of Cambridge **and** University of Oxford.

Medicine (A100)
University of Cambridge (C05)

Location: Girton
Start date: 01 October 2021
Further details: *Not provided*
Point of entry: 1st year
Deferred entry: No
Live at home while studying: No
Criminal convictions declaration: Undeclared

INFO

- Check your choices**
You can usually only apply to one course at either the University of Oxford or the University of Cambridge. The only exception is if you'll be a graduate by 30 September 2021 and you're applying to Cambridge for graduate medicine (course A101). If so, you can also apply to medicine (course A100) at Cambridge, as well as graduate medicine (course A101) at Oxford.
- You may need to take an admissions test**
As part of the application process for this course you may need to sit the following admissions tests: Bio-Medical Admissions Test (BMAT)
- There may be an assessment**
You may be required to attend an interview or audition or provide a portfolio, essay or other piece of work to help the course tutor decide if you're suitable for this course.

Medicine (A100)
University of Oxford (O33)

INFO

- You can't make two or more applications to Oxford**
- You may need to take an admissions test**
- There may be an assessment**

SUBMITTING THE APPLICATION



SUBMITTING THE APPLICATION

All parts of the application must be complete and showing 'Ready to Send' before being able to review and submit to your school, college or centre.

UCAS APPLICATION
2025 Undergraduate application


Your Personal ID number
1270051406

[Home](#) / UCAS application


Application **status**

Centre information


Group
Default Group




CHOICES



PROFILE



PERSONAL STATEMENT



READY TO SEND

Review and submit >

...

SUBMITTING THE APPLICATION

View the full application; download as a pdf (in the top right) to help you check it.

Make sure you double check your personal statement, qualifications and choices.

At the bottom of the application, click **Accept and proceed** (or return to application if you want to make more changes).

SUBMITTING YOUR APPLICATION

2026 Undergraduate application

Your Personal ID number
1280033960

🏠 / UCAS application / Submitting your application

Check *your* application

This is an overview of your application. Please check to make sure the information is correct.

[Download as PDF](#)

- [Personal details](#)
- [Contact details](#)
- [Nationality details](#)
- [Where you live](#)
- [Supporting information](#)
- [Finance and funding](#)
- [Diversity and inclusion](#)
- [More about you](#)

Personal details [Edit](#)

Title	Miss
First and middle name(s)	Sam
Last name	Young
Previous name(s)	<i>Not provided</i>
Preferred name	<i>Not provided</i>
Date of birth	14/08/2006
Gender	Woman

Accept and proceed

Return to application

SUBMITTING THE APPLICATION

By accepting the terms and conditions you are confirming you have read and understood the terms and conditions, and that the information you have provided is true, complete and accurate.

You can collapse these by clicking the ▼.

Either **Accept and proceed**, or you can 'Return to application'.

SUBMITTING YOUR APPLICATION

2026 Undergraduate application

Your Personal ID number
1280033960

↑ / UCAS application / Submitting your application

Terms and **conditions**

It is important that you read this declaration carefully so that you are happy you understand its content.

EXPAND ALL COLLAPSE ALL

▼ **Your application**

It is important that you read this declaration carefully so that you are happy you understand its content.

We will ask you to confirm your agreement by ticking a box in the Terms and Conditions section before you submit your application. By ticking this box, we will consider that you accept the terms of the declaration set out below and [privacy policy](#); we cannot process your application unless you do so.

a. How we verify the information you provide

We may take any necessary steps to check with you and other parties, including universities, colleges and examination and awarding bodies whether the information you have provided is accurate and complete if we, or a university or college, have any reason to believe that you or your referee have: if we, or a university or college, have any reason to believe that you or your referee have:

- left out any relevant information, including any previous academic study, qualifications you have completed, qualifications with an unsuccessful grade or qualifications for which you are still awaiting results
- given false or misleading information

We have the right to cancel your application without refunding your application fee if we determine (having carried out any necessary checks), or have reasonable belief, that your application contains false information.

If you have any reason to believe that information we hold about you is not true, complete and accurate, you must tell us.

If we need to verify your identity, we may use details in your application by making checks using any official, publicly available or commercially available identity checking services. If any adverse information is revealed about you we will let you know so that you have an opportunity to respond.

Pay and Submit



The payment options students see depend on the application fee payment option you select as a Registered Centre.

Make sure to update these slides to match your chosen payment option before sharing them with students.

PAY BY CARD

If you are paying for your application yourself, select 'Pay by card' and enter your card details.

1 Check your application 2 Terms and conditions 3 Pay and submit





Pay and **submit**

Which payment option should I choose?

You cannot amend this choice later so please select the right option for you.

Pay by card

Select this option if you are paying the application fee of £28.95 yourself. We accept the following credit and debit cards for payment.

Amount due £28.95

The next screen you see may be from your card issuer. It is here to give you added protection when making online payments.

[Pay by card](#)

[Back to Terms and conditions](#) [Return to application](#)

FREE SCHOOL MEAL APPLICATION FEE WAIVER

If you are eligible for the free school meals waiver you need to choose 'Apply with FSM fee waiver', when you 'Pay and submit'.

If you can't see this option but think you're eligible:

1. Check you have answered 'Yes' to the question in 'More about you'.
2. Check with your school or college BEFORE entering any card details.

Once you pay by card (even if you are eligible), this cannot be reversed; a fee waiver cannot be applied after you have completed the pay and submit process.



Pay and **submit**

Which payment option should I choose?

You cannot amend this choice later so please select the right option for you.

Free school meals (FSM) waiver

You have answered 'yes' to the free school meal question. You should use the 'Apply with FSM fee waiver' below.

UCAS is waiving the application fee for students who have received **free school meals funded by the UK government**; if you have received free school meals at any point in the last six years, you do not need to pay the UCAS application fee.

Your school, college or centre will need to agree you receive/have received free school meals, once you submit your application.

[Check if you are eligible](#)

[Apply with FSM fee waiver](#)

Pay by card

Select this option if you are paying the application fee of £28.95 yourself. We accept the following credit and debit cards for payment.



Amount due £28.95

The next screen you see may be from your card issuer. It is here to give you added protection when making online payments.

[Pay by card](#)

[Back to Terms and conditions](#)

[Return to application](#)

INVOICE

Sometimes, your school or college might pay for your application for you.

If that's the case, they might tell you to choose 'Invoice' when applying.

Only select invoice if you are told to.

1 ————— 2 ————— 3
 Check your application Terms and conditions Pay and submit

Pay and **submit**

Which payment option should I choose?
 You cannot amend this choice later so please select the right option for you.

Paying for your application

Invoice

UCAS will send an invoice to your school, college or centre for payment of the application fee. Select this option if the centre has agreed to pay your application fee on your behalf.

[Invoice](#)

Pay by card

Select this option if you are paying the application fee of £28.95 yourself. We accept the following credit and debit cards for payment.

Amount due £28.95

The next screen you see may be from your card issuer. It is here to give you added protection when making online payments.

[Pay by card](#)

Back to Terms and conditions [Return to application](#)

1 ————— 2 ————— 3
 Check your application Terms and conditions Pay and submit

Pay and **submit**

Which payment option should I choose?
 You cannot amend this choice later so please select the right option for you.

Free school meals (FSM) waiver

You have answered 'yes' to the free school meal question. You should use the 'Apply with FSM fee waiver' below.

UCAS is waiving the application fee for students who have received **free school meals funded by the UK government**; if you have received free school meals at any point in the last six years, you do not need to pay the UCAS application fee.

Your school, college or centre will need to agree you receive/have received free school meals, once you submit your application.

[Check if you are eligible](#)

[Apply with FSM fee waiver](#)

Paying for your application

Invoice

UCAS will send an invoice to your school, college or centre for payment of the application fee. Select this option if the centre has agreed to pay your application fee on your behalf.

[Invoice](#)

SUBMIT

When you've paid and submitted your application, it will go to your school/college to check.

They will submit the application to UCAS.

If you log in after you've submitted your application, you'll see a read-only version of it.

Return to your Hub

This is a read only version of your application which is with an adviser at UCAS Test and training centre. [Contact](#) [Download as PDF](#)

Personal details

Contact and residency details

Employment

Education

Nationality details

Supporting information

English language skills

Finance and funding

Diversity and inclusion

Personal statement

Personal details

Title	Ms
First name	Rose
Last name	Hill
Previous name(s)	Not provided
Preferred name	Not provided
Date of birth	06/02/1996
Gender	Female

Contact and residency details

Mobile telephone number	01234567890
Other telephone number	Not provided


Your Hub

Your personalised homepage and discovery hub

S Welcome back Sam
You're applying for Undergraduate courses in 2026 - [Change year](#)

[Start application](#)


2026 Undergraduate Application
Personal ID: 1280033960 [Go to application](#)

 **Submitted to your school or college**
Your application has been sent to your school or college and is being checked by your adviser. Once they have approved it your application will be sent to UCAS.




 **Your feed**
Your personal content feed

AFTER YOU APPLY
Everything you need to know about what happens after you apply.
[Discover more](#)



Key dates
Find out what you need to do and when.
[Read more](#)

CHAT TO STUDENTS
Find out more about a university or college from students already studying there.
[Chat to students](#)



TRACKING YOUR APPLICATION



TRACKING YOUR APPLICATION

Your status will update as changes happen; go to your application for the details.



Your application has been returned by your adviser

Your adviser has returned your application, go to your application to see what amendments they are recommending for you.



Waiting for decisions

Universities or colleges are considering your application.
Providers have until dd-mm-yyyy to respond to your choices.



All decisions received

You've received a decision from all of your choices. You can now reply to your offers at any time.
Reply by dd-mm-yyyy



Waiting for confirmation

You're waiting for confirmation of your choices. If you meet the offer conditions, the university/college will confirm your place. Send them your results if requested.

The screenshot shows the 'Your Hub' dashboard. At the top, it says 'Your personalised homepage and discovery hub'. There are navigation links for 'Hub', 'For you', 'Favourites', 'What to do', 'Where to go', and 'Search'. A 'Start application' button is in the top right. The main content area shows a 'Welcome back Sam' message with a 'Change year' link. Below that is a '2026 Undergraduate Application' card with a 'Go to application' button. A large green checkmark icon is followed by the text 'Your application has been sent to UCAS' and 'Waiting for decisions on your choices.' Below this is a banner for 'JOIN THE ONLINE LEARNING COMMUNITY TO DISCOVER YOUR PASSION'. The 'Your feed' section contains three cards: 'Track your application' with a photo of students, 'When will you hear back?' with a 'FAQS' icon, and 'Types of offer explained' with a photo of a student working at a desk.

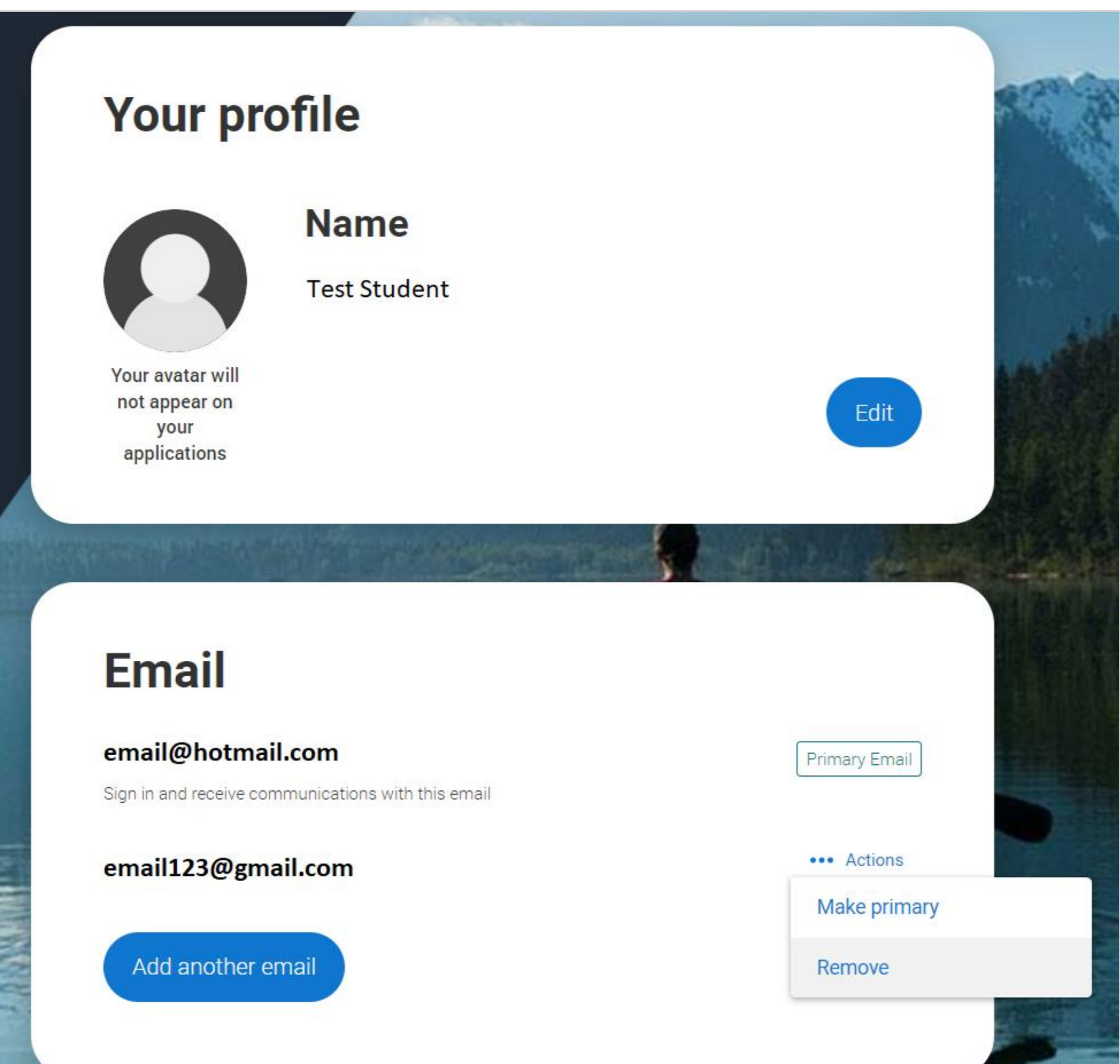
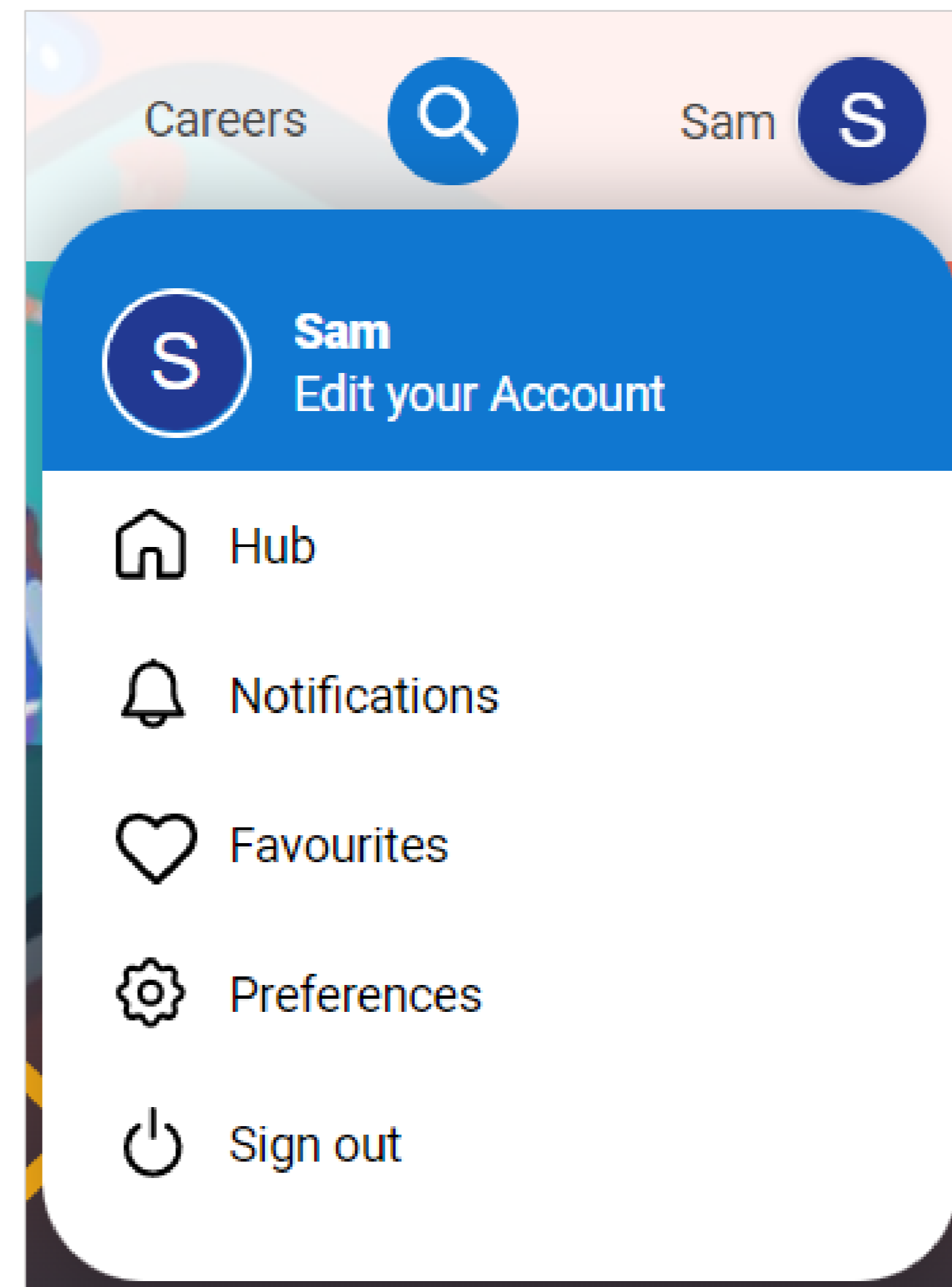
TRACKING YOUR APPLICATION

It's important your contact details are kept up to date throughout your application.

We recommend using a personal email address as your primary email, rather than a school/college one, so that you have access to it throughout your application journey.

To update your email address, go to 'Edit your account' from drop-down, where you can change your email.

Contact UCAS if you have any problems changing this.



TRACKING YOUR APPLICATION

You'll be taken to your application status, which displays the key information relevant to your application.

It will update to reflect your status and clearly state any actions you need to take, particularly when you will need to **reply to any offers**.

All deadlines are in UK time – make sure you keep this in mind and don't miss any.

OVERVIEW

2026 Undergraduate application

Your Personal ID number
1280033960

This screenshot shows the 'Overview' page for a 2026 Undergraduate application. The 'Application status' section is highlighted with a blue bar. It includes 'Latest updates' from 10 March 2025, stating that the applicant has replaced a choice at Oxford Brookes University for Digital Marketing with Coventry University for Public Health and Community Studies. The 'Important information' section lists links for 'View all details', 'View all correspondence', and 'Bank Status Codes'. The 'Waiting for decisions' section indicates that providers have until 27/04/2026 to respond, and a progress indicator shows 4/5 decisions received. A 'View all updates' link is also present.

This screenshot shows the 'Overview' page after the applicant has received all offers. The 'Application status' section is highlighted with a blue bar. The 'Latest updates' from 10 March 2025 now state that Coventry University has offered a place for Public Health and Community Studies. The 'Important information' section remains the same. A new 'Reply to offers' section is highlighted with a yellow border, stating that the applicant can reply to offers at any time until 27/Apr/2025. The progress indicator now shows 5/5 decisions received, and a 'Reply to offers' button is visible at the bottom right.

YOUR UPDATES

- **Latest updates** – displays offer and decision notifications, click view all updates for full history.
- **Student bank account info** – you'll need this to open a student bank account (when eligible).
- **View all correspondence** – all correspondence is grouped by choice.
- **Centre link permission** – if you are linked to a centre this enables you to update your sharing preference. Remember if you don't share with your centre then they will be unable to help support you with your application.

Application **status**

Latest updates

There have been no recent updates to your application
View all updates

Important information

- View all details
- View all correspondence
- Student bank account info
- Centre link permission

Waiting for decisions

Providers have until 29/04/2022 to respond to your choices.

0/5

VIEW ALL UPDATES

2026 Undergraduate application

Your Personal ID number
1280033960

Home / Overview / View all updates

[Return to overview](#)

Your application has been updated

You have replaced a choice. You will no longer be considered at Oxford Brookes University for Digital Marketing, and instead be considered at Coventry University for Public Health and Community Studies.

10 March 2025, 15:06

Your application has been updated

You added Coventry University for Public Health and Community Studies to your application.

10 March 2025, 15:00

You've been offered a place!

University of Leeds has offered you a place for Zoology, subject to conditions. Please view the choice to see these.

10 March 2025, 14:51

You've been offered a place!

Oxford Brookes University has offered you a place for Economics, Politics and International Relations, subject to conditions. Please view the choice to see these.

10 March 2025, 14:51

You've been offered a place!

Keele University has offered you a place for Psychology with Neuroscience with Foundation Year, subject to conditions. Please view the choice to see these.

10 March 2025, 14:51

WHERE CAN YOUR SUBJECT TAKE YOU?
FIND OUT MORE

Advertisements - Why the ads?

JOIN THE ONLINE LEARNING COMMUNITY TO DISCOVER YOUR PASSION

Advertisements - Why the ads?

Public

95

TRACKING YOUR APPLICATION

Your application details are displayed below your choices.

All are read-only except for 'Contact' details. Here you can edit your phone numbers and postal address.

It's possible to make some other changes once it's been sent to UCAS. Check on ucas.com to see what's possible.

Profile

- Personal details**
Name, age, title and gender
- Nationality details**
Birthplace and nationalities
- Where you live**
Tell us about your address history
- Contact details**
Birthplace and nationalities
- Supporting information**
So that providers know how to support you during your studies
- Finance & funding**
Tell us how you'll fund your studies
- Diversity & inclusion**
Tell us how you'll fund your studies
- More about you**
Tell us about any circumstances that you might need support for during your studies

Experience

- Education**
Qualifications and periods of study
- Employment**
Paid employment
- Extra activities**
Taken part in any activities to prepare you for higher education?

Personal Statement & References

- Personal statement**
Why do you want to study the subject?
- References**
Provide details of your referees

SUBSTITUTING A CHOICE

Waiting for decisions

Horticulture and Amenity Management (HORT)

University of UCAS (Z98)

Location: C

Start date: 01 September 2022

Point of entry: 1st year

Deferred entry: No

Live at home while studying: Yes

Criminal convictions declaration: Undeclared

ACTIONS

Substitute this choice

If you made a mistake with this choice, you can still substitute it (for a limited period only).

Permanently withdraw from this choice

Once withdrawn, you won't be able to change it for another choice

Art and Design Studies (ADST)

University of UCAS (Z98)

Location: C

Start date: 01 September 2022

Point of entry: 1st year

Deferred entry: No

Live at home while studying: Yes

ACTIONS

Substitute this choice

If you made a mistake with this choice, you can still substitute it (for a limited period only).

Permanently withdraw from this choice

Once withdrawn, you won't be able to change it for another choice

You can substitute a choice within 14 days of submitting your UCAS application.

Select the option from the actions box and fill out the substitution form.

To change courses at the same university or college, contact them directly first, before you do anything.

SUBSTITUTING A CHOICE

Overview / Substitute your choice

1 Select new course 2 Confirm substitution

Substitute this choice

Digital Marketing (N511)
Oxford Brookes University (O66)

Location: Main Site
Start date: 01 January 2026
Point of entry: 1st year
Deferred entry: No
Live at home while studying: No

To substitute this choice please add the new choice details below

University/college name *

Search for institution

Course *

Search for course

Location *

Start date *

Point of entry *

This tells the universities and colleges which year of the course you want to start. If you don't select a year, you will be considered for the first year of the course.
If you've spoken to your chosen university or college and they are willing to consider your application to start the course after the first year, please enter the year you wish to start, e.g. 2nd year.

Live at home while studying? *

Yes No

Further details

You only need to provide information here if your chosen university or college has asked you to.

Add choice Cancel

1 Select new course 2 Confirm substitution

Do you want to replace this choice?

Current choice

Digital Marketing (N511)
Oxford Brookes University (O66)

Location: Main Site
Start date: 01 January 2026
Point of entry: 1st year
Deferred entry: No
Live at home while studying: No

New choice

Economics, Finance and International Business (LN13)
Oxford Brookes University (O66)

Location: Main Site
Start date: 01 January 2026
Point of entry: 1st year
Deferred entry: No
Live at home while studying: No

By confirming this substitution you will be withdrawing from Oxford Brookes University (O66) and will be immediately notified that you are no longer applying for that course.

Confirm substitution Cancel

If you substitute a choice, the original university or college won't consider your application. You can't swap back or substitute the same choice more than once.

WITHDRAW YOUR CHOICE

🏠 / Overview / Withdraw Your Choice

You are about to permanently withdraw from the following choice - please check it's the right one!

Public Health and Community Studies (LL45)

Coventry University (C85)

Location: 5
Start date: 01/01/2027
Point of entry: 1st year
Deferred entry: No
Live at home while studying: No

Coventry University will be immediately informed that you no longer wish to be considered for this course.

Why do you want to permanently withdraw this choice?

I no longer want to apply to this university and course

To confirm that you wish to withdraw this choice, please type WITHDRAW in the box below.

WITHDRAW

Confirm permanent withdrawal Cancel

You can withdraw a choice at any time, if you no longer want to be considered by that university or college.

You cannot replace a choice that is withdrawn.

YOUR OFFERS

The details of your offers will be shown including any conditions.

The full text of the offer can be seen by clicking 'View full offer'.

Full offer

This offer is subject to you obtaining
112 UCAS Tariff points including BTEC National Diploma grade DM

Close

Your inactive choices (withdrawn, declined, unsuccessful) are in an accordion section below the active choices.

Your choices

Offers received

Psychology with Neuroscience with Foundation Year (C833)
Keele University (K12)

Location: Main Site
Start date: 01 January 2027
Points of entry: 1st year
Deferred entry: No
Live at home while studying: No

OFFER

The university or college has offered you a place subject to conditions.

View full offer

Economics, Politics and International Relations (LL21)
Oxford Brookes University (O88)

Location: Main Site
Start date: 01 January 2026
Points of entry: 1st year
Deferred entry: No
Live at home while studying: No

OFFER

The university or college has offered you a place subject to conditions.

View full offer

Zoology (C300)
University of Leeds (L22)

Location: Main Site
Start date: 08 September 2026
Points of entry: 1st year
Deferred entry: No
Live at home while studying: No

OFFER

The university or college has offered you a place subject to conditions.

View full offer

Waiting for decisions

Digital Marketing (N511)
Oxford Brookes University (O88)

Location: Main Site
Start date: 01 January 2026
Points of entry: 1st year
Deferred entry: No
Live at home while studying: No

ACTIONS

Substitute this choice
If you made a mistake with this choice, you can still substitute it (for a limited period only).

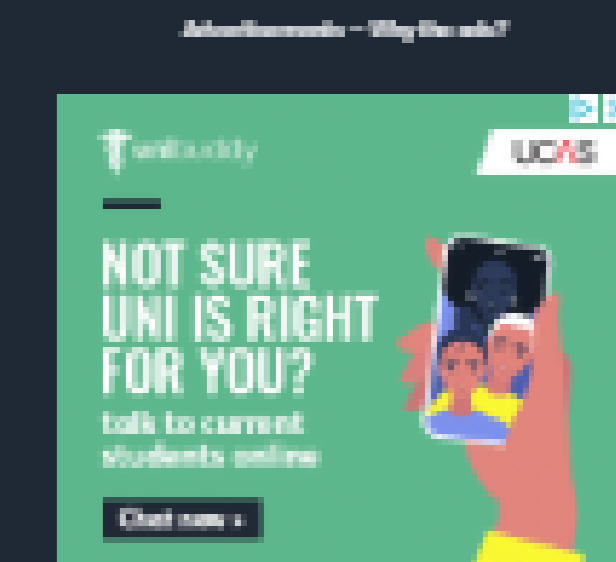
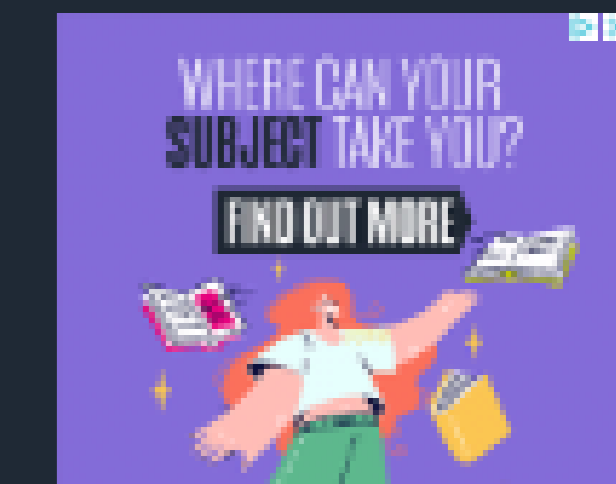
Permanently withdraw from this choice
Once withdrawn, you won't be able to change it for another choice.

Your unsuccessful, declined and withdrawn choices

Nursing (Mental Health Nursing) (B760)
University of Greenwich (G70)

Location: A
Start date: 01 January 2026
Points of entry: 1st year
Deferred entry: No
Live at home while studying: No
Criminal convictions declaration: Undeclared

UNSUCCESSFUL



Advertisements - Why the ads?

Visit search

Find courses and providers

INTERVIEWS

If a university or college has notified UCAS of an interview the invitation details will be shown alongside a button to enable you to respond.

There are three options you can select from to respond to the invitation.

Invitation to interview

Nursing (Mental Health Nursing) (B760)

Location: A
 Start date: 01 January 2026
 Point of entry: 1st year
 Deferred entry: No
 Live at home while studying: No
 Criminal convictions declaration: Undeclared

INVITATION

Your invitation

The university or college has sent you an invitation for 01 April 2025 at 09:30

Reply to invitation

Substitute this choice

If you made a mistake with this choice, you can still substitute it (for a limited period only).

Permanently withdraw from this choice

Once withdrawn, you won't be able to change it for another choice

Reply to your invitation

The university or college has sent you an invitation for 01 April 2025 at 09:30

Please come to the interview in a shorts suit

If the date of this invitation is not suitable, you'll need to contact University of Greenwich directly to arrange an alternative date.

▼

Accept the invitation

Request an alternative date

Decline the invitation

Cancel

CONFIRM YOUR CHOICES

Select your firm choice

Note: You are making a commitment when you choose a firm choice. If the offer is conditional, you are agreeing to take up the place if you meet the conditions of the offer. If the offer is unconditional, you are agreeing that you will attend the course at that university or college.

Your choices

Psychology with Neuroscience with Foundation Year (C833)
 Keele University (K12)

Location: Main Site
 Start date: 01 January 2027

The university or college has offered you a place subject to conditions.

Make this my firm choice

This offer is subject to you obtaining
 a minimum of 220 UCAS Tariff points

See www.ucas.com/students/ucas_tariff/index.html for Tariff notes

Economics, Politics and International Relations (LL21)
 Oxford Brookes University (O66)

Location: Main Site
 Start date: 01 January 2026

The university or college has offered you a place subject to conditions.

Make this my firm choice

This offer is subject to you obtaining
 a minimum of 122 UCAS Tariff points

See www.ucas.com/students/ucas_tariff/index.html for Tariff notes

Zoology (C300)
 University of Leeds (L22)

Location: Main Site
 Start date: 28 September 2026

The university or college has offered you a place subject to conditions.

Make this my firm choice

This offer is subject to you obtaining
 a minimum of 260 UCAS Tariff points

See www.ucas.com/students/ucas_tariff/index.html for Tariff notes

Public Health and Community Studies (LL45)
 Coventry University (C85)

Location: S
 Start date: 01 January 2027

The university or college has offered you a place subject to conditions.

Make this my firm choice

This offer is subject to you obtaining
 a minimum of 220 UCAS Tariff points

See www.ucas.com/students/ucas_tariff/index.html for Tariff notes

Decline all offers

You may then be able to add an Extra choice or try to secure a place through Clearing.

Decline all offers

Your firm choice

Economics, Politics and International Relations (LL21)
 Oxford Brookes University (O66)

Location: Main Site
 Start date: 01 January 2026

The university or college has offered you a place subject to conditions.

This offer is subject to you obtaining
 A minimum of 122 UCAS Tariff points

See www.ucas.com/students/ucas_tariff/index.html for Tariff notes

Do you want to select an optional insurance choice?

Note: Your insurance choice is a second choice and it should be used as a backup. You will ONLY get the opportunity to attend if you are not accepted on your firm choice AND you meet the conditions of your insurance choice.

You don't have to have an insurance choice. Please only choose one if you want to make this commitment.

The conditions for your insurance choice should be less than those required by your firm choice, as this will increase your chances of being accepted on a course should you not meet the conditions set by your firm choice.

Once all decisions have been received, you will make your replies and confirm your choices.

You can accept one offer as your firm choice.

CONFIRM YOUR CHOICES

If you choose a conditional offer as your firm choice, you have the option to add an optional insurance choice.

If you choose an unconditional offer as your firm choice, you cannot have an insurance choice.

Do you want to select an optional insurance choice?

Note: Your insurance choice is a second choice and it should be used as a backup. You will ONLY get the opportunity to attend if you are not accepted on your firm choice AND you meet the conditions of your insurance choice.

You don't have to have an insurance choice. Please only choose one if you want to make this commitment.

The conditions for your insurance choice should be less than those required by your firm choice, as this will increase your chances of being accepted on a course should you not meet the conditions set by your firm choice.

Psychology with Neuroscience with Foundation Year (C833)

Keele University (K12)

Location: Main Site

Start date: 01 January 2027

The university or college has offered you a place subject to conditions.

This offer is subject to you obtaining
A minimum of 320 UCAS Tariff points

See www.ucas.com/students/ucas_tariff/index.html for Tariff notes

Make this my insurance choice

Zoology (C300)

University of Leeds (L23)

Location: Main Site

Start date: 23 September 2026

The university or college has offered you a place subject to conditions.

This offer is subject to you obtaining
A minimum of 560 UCAS Tariff points

See www.ucas.com/students/ucas_tariff/index.html for Tariff notes

Make this my insurance choice

CONFIRM YOUR CHOICES

Remaining offers are automatically declined when the 'Firm' and 'Insurance' are selected.

You must remember to 'Save' your choices.

Before making any decisions, encourage look at our advice on making informed choices –

www.ucas.com/undergraduate/after-you-apply/making-right-decision

The screenshot shows the 'Confirm Your Choices' page for the 2025 Undergraduate application. At the top right, there is a 'Save choices' button highlighted with a yellow border. Below this, the page is divided into sections:

- Selecting as your firm choice:** This section contains one offer: 'Economics, Politics and International Relations (LL21)' from Oxford Brookes University (OBS). The location is 'Main Site' and the start date is '01 January 2025'. A grey box below the offer text states: 'The university or college has offered you a place subject to conditions. This offer is subject to you obtaining a minimum of 100 UCAS Tariff points. See www.ucas.com/students/ucas-tariff/index.html for Tariff points.'
- Selecting as your insurance choice:** This section contains one offer: 'Zoology (C300)' from University of Leeds (L23). The location is 'Main Site' and the start date is '29 September 2025'. A grey box below the offer text states: 'The university or college has offered you a place subject to conditions. This offer is subject to you obtaining a minimum of 240 UCAS Tariff points. See www.ucas.com/students/ucas-tariff/index.html for Tariff points.'
- Offers you are declining:** This section contains two offers:
 - 'Psychology with Neuroscience with Foundation Year (C833)' from Keele University (K12). Location: 'Main Site', Start date: '01 January 2027'. A grey box below the offer text states: 'The university or college has offered you a place subject to conditions. This offer is subject to you obtaining a minimum of 200 UCAS Tariff points. See www.ucas.com/students/ucas-tariff/index.html for Tariff points.'
 - 'Public Health and Community Studies (LL45)' from Coventry University (CBS). Location: 'S', Start date: '01 January 2027'. A grey box below the offer text states: 'The university or college has offered you a place subject to conditions. This offer is subject to you obtaining a minimum of 200 UCAS Tariff points. See www.ucas.com/students/ucas-tariff/index.html for Tariff points.'

YOUR CHOICES

The application status updates to show you have replied to your offer(s) and that you are waiting for the university or college to confirm your place when your results are available.

You are able to view the full text at any time by clicking 'View full offer'.

Your application status on the Hub will also update.

The screenshot shows the UCAS application overview page. At the top right, it displays 'Your Personal ID number 1280039960'. The main heading is 'OVERVIEW 2026 Undergraduate application'. Below this, there are three main sections: 'Application status', 'Your choices', and 'Important information'. The 'Application status' section shows 'Latest updates' with a message from Coventry University and a 'View all updates' link. The 'Important information' section has links for 'View all details', 'View all correspondence', and 'Bank Status Codes'. The 'Your choices' section is divided into 'Your firm choice' and 'Your insurance choice'. The firm choice is 'Economics, Politics and International Relations (LL21)' at Oxford Brookes University, with a 'WAITING FOR CONFIRMATION' status and a 'View full offer' button. The insurance choice is 'Zoology (C300)' at the University of Leeds, also with a 'WAITING FOR CONFIRMATION' status and a 'View full offer' button. On the right side, there are two promotional banners for subject guides and a search bar labeled 'Visit search' with the text 'Find courses and providers'.

Your Hub

Your personalised homepage and discovery hub


- Hub
- For you
- Favourites
- What to do
- Where to go
- Search

Welcome back Sam
 You're applying for Undergraduate courses in 2026 - [Change year](#)

[Start application](#)

2026 Undergraduate Application
 Personal ID: 1280033960

[Go to application](#)



Waiting for confirmation

You have added a Clearing choice and we are waiting for the university or college to confirm it.



Your feed
 Your personal content feed

2026 UCAS application
What to do next

Search for vacancies
 Take a look at the Clearing vacancies available.

[Find courses](#)

Ring the university or college
 Check with the uni or college to make sure they still have vacancies and will accept your Clearing choice.

[Making the call](#)

Adding a Clearing choice
 Find out how and when you can add a choice to your application.

[How to add a Clearing choice](#)

WHAT IS CLEARING?

Find out how to use Clearing to get the right course for you.

[Find out more](#)



HOW TO
Changed your mind?

Try a virtual course before you apply with Subject Spotlights.


HOW TO
Your Clearing matches explained

Find out how we match you to courses in Clearing based on your application.

THE ULTIMATE GUIDE TO MAKING THE MOST OF CLEARING

How to make Clearing work for you.

[Find out more](#)



HOW TO
How to make a Clearing call

Top tips on calling units and colleges.

FAQS
Considered an apprenticeship?

An apprenticeship could be a great option. Take a look what's available.

WITHDRAW YOUR APPLICATION

There is a link to 'Withdraw the whole application'.

If you **withdraw**, you **will not** be able to apply again during the academic year, and you will not be eligible for Clearing.

Do not use this if you wish to add another choice or apply somewhere else.

Follow the onscreen warnings or speak to your adviser to ensure you are taking the right action.

WITHDRAW YOUR APPLICATION

2022 Undergraduate application

Your Personal ID number
1490042705

Home / Overview / Withdraw your application

You are about to permanently withdraw your application and all your choices. Please check this is what you want to do.

All the universities and colleges you've applied to will no longer consider your application and you will not receive an automatic refund. Withdrawing your application does not constitute a cancellation for the purposes of the Consumer Contracts (Information, Cancellation and Additional Charges) Regulations 2013. Please see frequently asked questions if you wish to cancel your application.

Confirm why do you want to permanently withdraw your application *

▼

I want to add another choice or apply to a different university or college

I want to submit a new application for this academic cycle

All my choices have been unsuccessful and I do not want to apply elsewhere in this academic cycle.

I no longer want to apply to a university or college in the UK this year

All the universities and colleges you've applied to will no longer consider your application and you will not receive an automatic refund. Withdrawing your application does not constitute a cancellation for the purposes of the Consumer Contracts (Information, Cancellation and Additional Charges) Regulations 2013. Please see frequently asked questions if you wish to cancel your application.

Confirm why do you want to permanently withdraw your application *

I want to add another choice or apply to a diff... ▼

! If you have not used all 5 of your choices you are able to add more choices to your application. You may also be able to use Extra or Clearing. Please contact us to discuss your options. If you still want to permanently withdraw your application, please select **I no longer want to apply to a university or college in the UK this year** from the drop down list above.

UCAS EXTRA



EXTRA

If you've used all five choices and have no offers, you can add one more choice through Extra from late February.

Before doing so, check with the university or college to confirm they have vacancies.

For more advice head to the UCAS website.

S Welcome back Sam
 You're applying for Undergraduate courses in 2026 - [Change year](#)

[+ Start application](#)

2026 Undergraduate Application
 Personal ID: 1280033960 [Go to application](#)

You've not received any offers from your choices. You are in Extra.
 You may be able to add an Extra choice. Please check our website to find courses with vacancies.
 Extra begins on unknown.



Your feed
 Your personal content feed

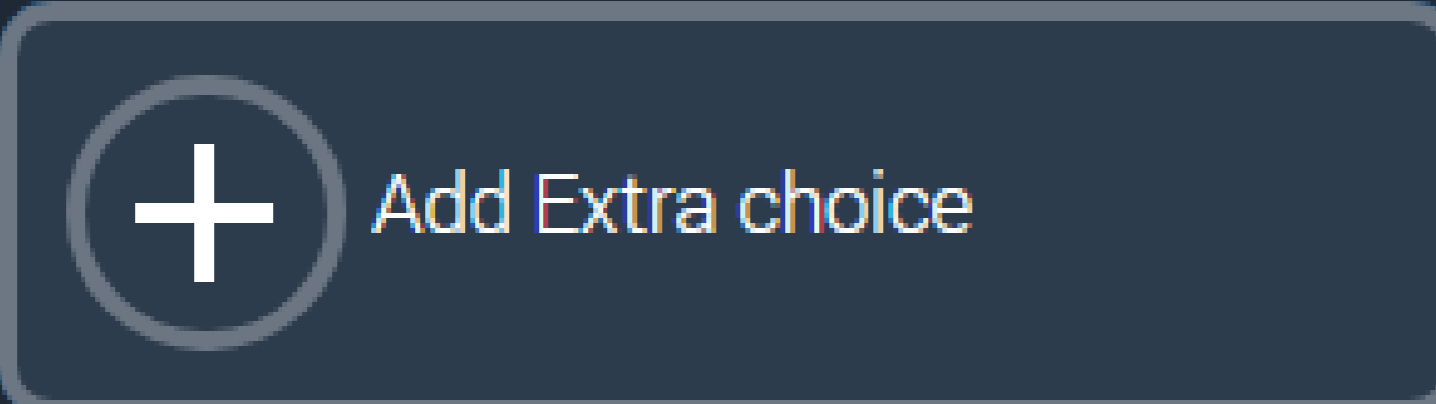
FIND A COURSE OR APPRENTICESHIP
 Search for courses and apprenticeships.
[Search now](#)

What is UCAS Extra?
 Find out all you need to know.
[Find out more](#)

EVENTS AND OPEN DAYS
 Meet universities, colleges, employers, and experts.
[More about events](#)

What is Clearing?
 Read our simple breakdown of how Clearing works and why it might be right for you.
[Read more](#)

Your choices

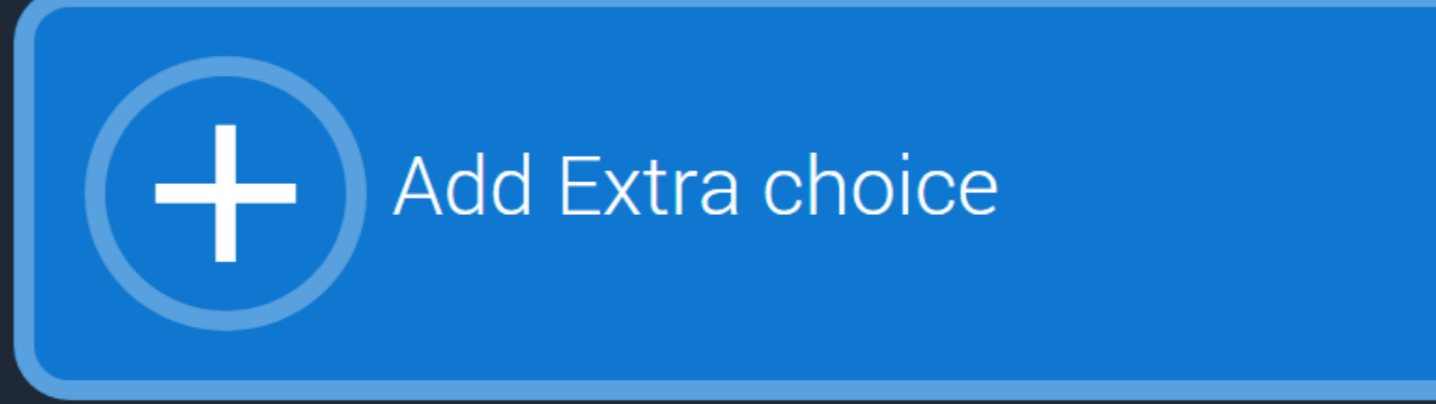
 **Add Extra choice**

University/College Supplied Code
If a university/college has given you a code for a course, add it here.
[Add course code](#)

Your unsuccessful, declined and withdrawn choices

- Biochemistry (C700)**
University of Aberdeen (A20)
Location: Main Site
Start date: 18 September 2024
Point of entry: Foundation year
Deferred entry: No
Live at home while studying: No
UNSUCCESSFUL
- Anthropology and Geography (LL67)**
University of Aberdeen (A20)
Location: Main Site
Start date: 18 September 2024
Point of entry: Full year
Deferred entry: No
Live at home while studying: Yes
UNSUCCESSFUL
- French and Geography (5 yrs) (LR71)**
University of Aberdeen (A20)
Location: Main Site
Start date: 18 September 2024
Point of entry: Full year
Deferred entry: No
Live at home while studying: No
UNSUCCESSFUL

Your choices

 **Add Extra choice**

University/College Supplied Code
If a university/college has given you a code for a course, add it here.
[Add course code](#)

Extra choice - Unsuccessful, declined and withdrawn

- Computer Science (G401)**
Birmingham City University (B25)
Location: A
Start date: 01 September 2024
Point of entry: Foundation year
Deferred entry: No
Live at home while studying: No
UNSUCCESSFUL

Your unsuccessful, declined and withdrawn choices

Your choices

Extra choice - Offer received

- Computer Science (G401)**
Birmingham City University (B25)
Location: A
Start date: 01 September 2024
Point of entry: Foundation year
Deferred entry: No
Live at home while studying: No
OFFER
The university or college has offered you an unconditional place.

Your unsuccessful, declined and withdrawn choices

Before using Extra, check with the university or college to confirm course vacancies. If you don't get an offer, you can still use [Clearing](#) from July.