



## **Activity Survey 2023**

**Bishops Stortford High School**

East Herts District

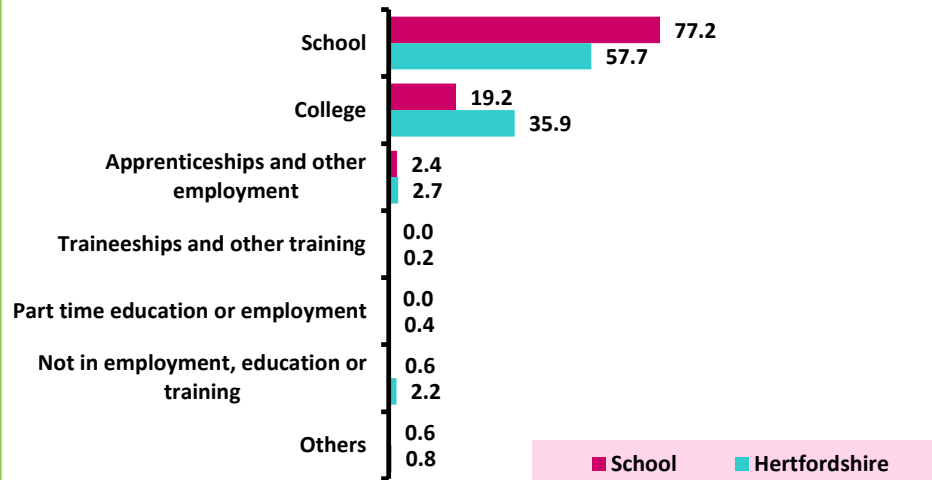
**Services for  
Young People**

[www.servicesforyoungpeople.org](http://www.servicesforyoungpeople.org)

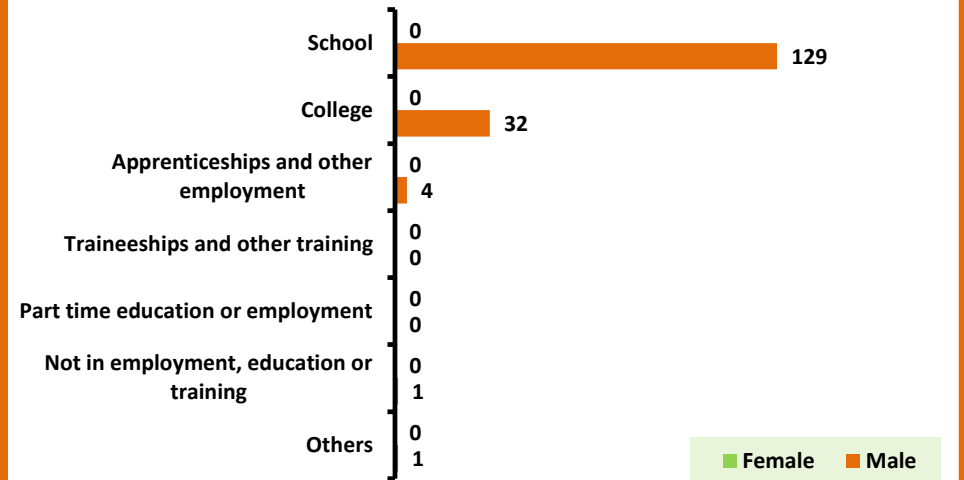
0300 123 7538

[SfYP@hertfordshire.gov.uk](mailto:SfYP@hertfordshire.gov.uk)

Destinations of year 11 students - School compared to Hertfordshire - % of cohort



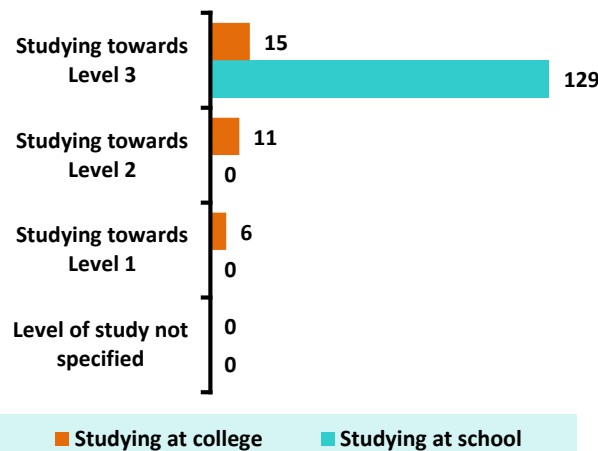
Destinations of year 11 students - Gender split  
Number of students



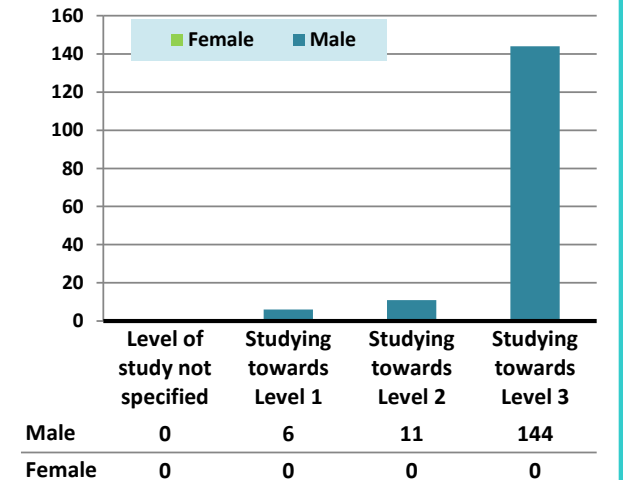
Level of study - Number of students



Level of study - School/college split  
Number of students



Level of study - Gender split  
Number of students



ACTIVITY SURVEY 2023 - Year 11			In Learning % 98.8		
Bishops Stortford High School	Female	Male	M/F TOT	LDD	%
<b>Within FTE School leading to:</b>	<b>0</b>	<b>129</b>	<b>129</b>	<b>4</b>	<b>77.2</b>
GCE AS/A2/IB course	0	129	129	4	77.2
Vocational Crse NVQ 3 or equivalent	0	0	0	0	0.0
Vocational Crse NVQ 2 or equivalent	0	0	0	0	0.0
Vocational Crse NVQ 1 or equivalent	0	0	0	0	0.0
GCSE Course	0	0	0	0	0.0
Other courses incl SEN courses	0	0	0	0	0.0
Continuation on 2 yr course	0	0	0	0	0.0
<b>Within FTE FE College leading to:</b>	<b>0</b>	<b>32</b>	<b>32</b>	<b>10</b>	<b>19.2</b>
GCE AS/A2/IB course	0	0	0	0	0.0
Vocational Crse NVQ 3 or equivalent	0	15	15	3	9.0
Vocational Crse NVQ 2 or equivalent	0	11	11	4	6.6
Vocational Crse NVQ 1 or equivalent	0	6	6	3	3.6
GCSE Course	0	0	0	0	0.0
Other courses incl SEN courses	0	0	0	0	0.0
Continuation on 2 yr course	0	0	0	0	0.0
Higher Education qualification	0	0	0	0	0.0
Gap Year Students/Travelling	0	0	0	0	0.0
<b>Training (non-emp) TOTAL</b>	<b>0</b>	<b>0</b>	<b>0</b>	<b>0</b>	<b>0.0</b>
Found Mod Apprenticeship	0	0	0	0	0.0
Other Gov Supported Training	0	0	0	0	0.0
Traineeships	0	0	0	0	0.0
Other Funded Trng eg Foundation Learning	0	0	0	0	0.0
<b>Employment TOTAL</b>	<b>0</b>	<b>4</b>	<b>4</b>	<b>0</b>	<b>2.4</b>
Advanced Modern Apprenticeship	0	2	2	0	1.2
Foundation Modern Apprenticeship	0	0	0	0	0.0
With accredited training	0	2	2	0	1.2
With structured non accredited training	0	0	0	0	0.0
No formal training	0	0	0	0	0.0
Internship/Working not for Reward	0	0	0	0	0.0
<b>Voluntary and Part time Activities</b>	<b>0</b>	<b>0</b>	<b>0</b>	<b>0</b>	<b>0.0</b>
Part Time Education	0	0	0	0	0.0
Part Time Employment	0	0	0	0	0.0
<b>NEET</b>	<b>0</b>	<b>1</b>	<b>1</b>	<b>0</b>	<b>0.6</b>
NEET - seeking work or training	0	1	1	0	0.6
NEET - voluntary/internships/PDOs	0	0	0	0	0.0
<b>Not Available to the labour market</b>	<b>0</b>	<b>0</b>	<b>0</b>	<b>0</b>	<b>0.0</b>
Supporting family - young carers	0	0	0	0	0.0
Supporting family - teenage parents	0	0	0	0	0.0
Illness	0	0	0	0	0.0
Pregnancy	0	0	0	0	0.0
Custodial Sentence	0	0	0	0	0.0
Asylum Seekers without Citizenship	0	0	0	0	0.0
Other Reason	0	0	0	0	0.0
<b>Others</b>	<b>0</b>	<b>1</b>	<b>1</b>	<b>0</b>	<b>0.6</b>
Moved out of area	0	1	1	0	0.6
No response	0	0	0	0	0.0
Refused to Participate in Survey	0	0	0	0	0.0
<b>Survey Total</b>	<b>0</b>	<b>167</b>	<b>167</b>	<b>14</b>	<b>100.0</b>
<b>SOC breakdown for those in training and employment</b>					
Managerial/professional	0	0	0	0	0.0
Clerical/secretarial	0	0	0	0	0.0
Skilled construction	0	1	1	0	0.6
Skilled engineering	0	1	1	0	0.6
Electrical/electronic	0	0	0	0	0.0
Metal forming trades	0	0	0	0	0.0
Vehicle trades	0	1	1	0	0.6
Textile/garments trades	0	0	0	0	0.0
Other skilled trades	0	0	0	0	0.0
Protective service occs	0	0	0	0	0.0
Catering occs	0	0	0	0	0.0
Health care occs	0	0	0	0	0.0
Childcare & related occs	0	0	0	0	0.0
Hairdressing & related occs	0	0	0	0	0.0
Other personal service occs	0	0	0	0	0.0
Sales occs	0	0	0	0	0.0
Plant/machine ops	0	0	0	0	0.0
Agric/forestry/fishing occcs	0	0	0	0	0.0
Labouring/unskilled industrial	0	0	0	0	0.0
Mail workers	0	0	0	0	0.0
Unskilled service sector	0	0	0	0	0.0
Other elementary occs	0	1	1	0	0.6
Unknown occupations	0	0	0	0	0.0
<b>SOC Analysis TOTAL</b>	<b>0</b>	<b>4</b>	<b>4</b>	<b>0</b>	<b>2.4</b>