

Introducing our parental engagement platform called MYEd

This new platform is App based enabling you to access it from your smart-phone or tablet.



Connecting parents, students and schools



Download our
school app
NOW

Step 1: Go to your app store

1



Step 2: Search for My Ed

2




Step 3: Download the app

3

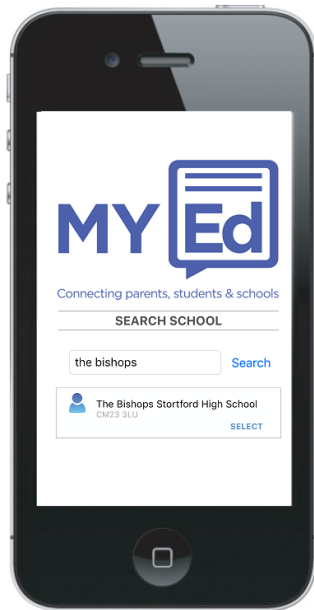
FREE
Download

MyEd is a free parent App that gives you a multitude of communication and information features to stay in touch with what is going on at TBSHS. The App gives you direct access to your child's attendance, timetable, absence records, achievements, behaviour. and much more.


(All attendance, absence, behaviour and achievement data updates overnight)

 <h3>My School</h3> <p>Allows you to view information and keep up to date with what's going on in our school</p>	 <h4>KEY DATES</h4> <p>If you are always missing events MyEd is able to show you all the up and coming events and holiday dates in school.</p>	 <h4>SCHOOL INFORMATION</h4> <p>Easy access to school information in the palm of your hand, allowing you to solve problems or answer important questions.</p>
 <h3>My Students</h3> <p>Allows you to view key information about your child's school activity</p>	 <h4>95% ATTENDANCE</h4> <p>Keep up to date with your child's attendance details. Taken directly from our school data and updated daily.</p>	 <h4>ACHIEVEMENTS</h4> <p>Showing you how well our child is doing. We can use the App to give you regular updates on all their achievements.</p>
	 <h4>FORMS</h4> <p>Allows us to send you forms for you to fill in securely on your App and return them directly to us with your authorisation.</p>	 <h4>TIMETABLE</h4> <p>View your child's timetable so you can see what subjects they have each day. No more forgotten PE kits!</p>

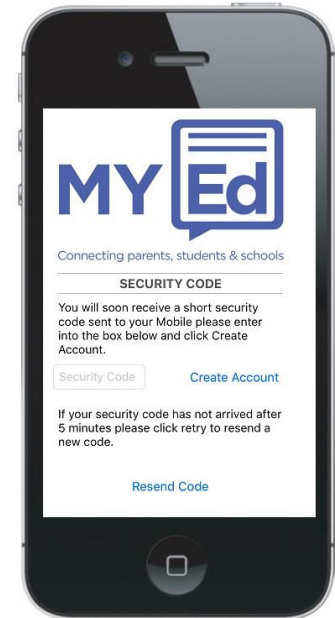
Step-by-step setting up your App



After installing the app search for 'The Bishops Stortford High School'



Complete your FULL name, mobile number (MUST be the same as held by our school system) and your email address



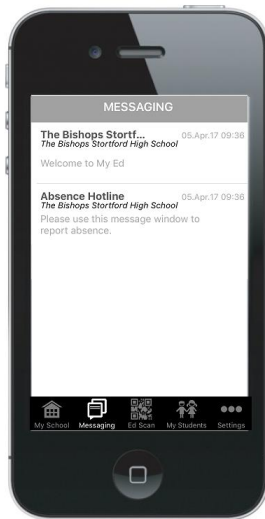
You will then receive a text message with a security code. Enter this code on the following screen to complete the set up.

- You will then be sent an individual security code via text message to authenticate your device. *(This can take up to 24 hours to check with our records)*
- Only people with Parental responsibility marked on our system will be able to view information about the student.
- You will then be able to view individual information about your Son/Daughter, including attendance and achievement data as well as school reports when they are published. *(If you have just installed the App this section may take up to 24 hours to appear whilst the App checks your mobile number against our records)*

Information the App provides



The App Home screen



Absence Reporting:

Use this message window to let us know if your child will be absent from school *




My Students Homepage:

You can view lots of detailed information about your child's school life.



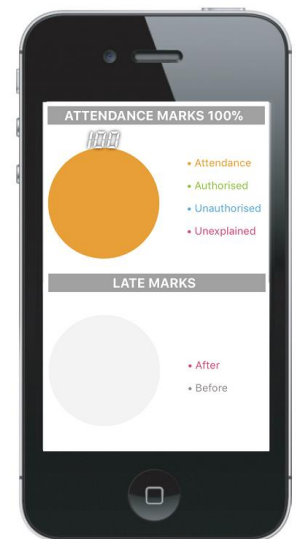
Timetable:

View all the details of your child's timetable



Achievements:

View all the achievement points your child has been awarded by date and category.



Attendance Marks:

(All attendance, absence, behaviour and achievement data updates overnight)

*Please leave a short, detailed message for your child's absence. *Reasons given such as ill, unwell or poorly will be marked as unauthorised.*

Can all absence queries, future medical appointments and general queries be emailed in to the School via the usual channels and not via the MYEd App, the messaging function is solely for daily absence reporting.

- The Home screen also provides access to the ParentPay website under the Payments tab
- Link to the schools twitter Page
- View News including the Parental Bulletin via the News tab
- School Policies
- Contact Details